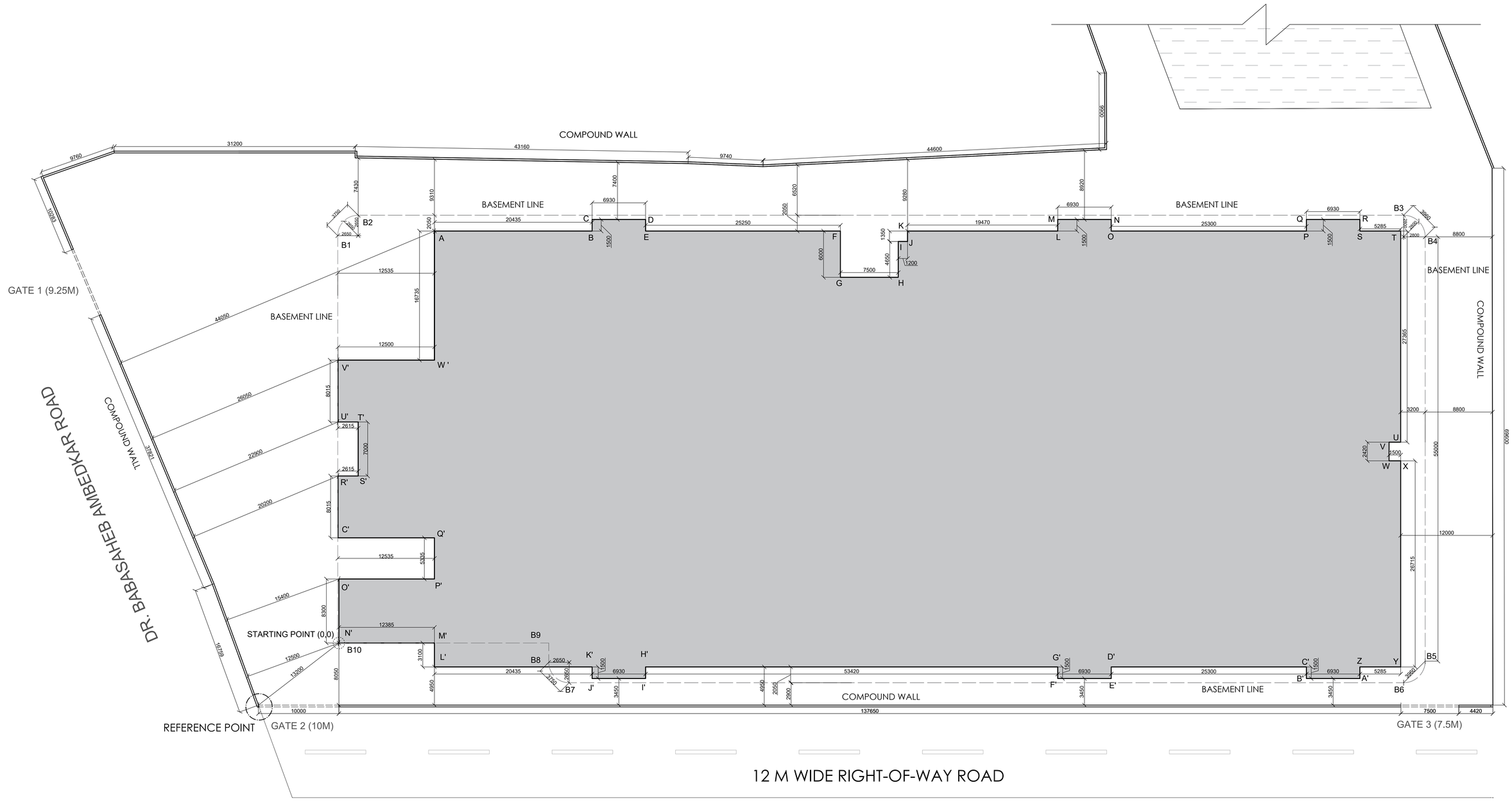

NOTE :
1) ALL DIMENSIONS ARE IN MM.
2) DO NOT SCALE DRAWINGS.
3) FOLLOW WRITTEN DIMENSIONS ONLY.
4) ALL DIMENSIONS ARE FOR UNFINISHED WALLS.
5) EXPOSED CONCRETE FINISH ON EXTERNAL SURFACE
5) ALL BRICK WALLS ARE 230MM THK.
6) DOOR D4 USED FOR FIRE ESCAPE STAIRCASE IS FIRE RATED DOOR FOR 60 MINUTES.
7) FLOOR FINISH FOR STAIRCASE IS ANTI STATIC FINISH TILES.
7) FOR R.C.C DETAILS REFER TO STRUCTURAL ENGINEER'S DRAWINGS.
8) ANY DISCREPANCIES IN DRAWING ARE TO BE BROUGHT TO THE NOTICE OF THE ARCHITECT IN WRITING BEFORE EXECUTION ON SITE.

KEY PLAN

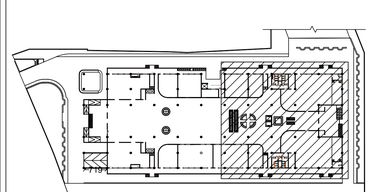

SHEET TITLE : SETTING OUT PLAN

NAME - VAIBHAV KADAM	
ROLL NUMBER - 1835	
T.Y. B. ARCH - (SEM - VI)	WORKING DRAWING
SIR J.J. COLLEGE OF ARCHITECTURE.	
PROJECT DETAILS : PROPOSED CONSTRUCTION OF MALL AT BYCULLA.	
DATE : 21/05/2021	SCALE : 1:250
SIGNATURE AND STAMP	N



NOTE :

1) ALL DIMENSIONS ARE IN MM.
2) DO NOT SCALE DRAWINGS.
3) FOLLOW WRITTEN DIMENSIONS ONLY.
4) ALL DIMENSIONS ARE FOR UNFINISHED WALLS.
5) EXPOSED CONCRETE FINISH ON EXTERNAL SURFACE
5) ALL BRICK WALLS ARE 230MM THK.
6) DOOR D4 USED FOR FIRE ESCAPE STAIRCASE IS FIRE RATED DOOR FOR 60 MINUTES.
7) FLOOR FINISH FOR STAIRCASE IS ANTI STATIC FINISH TILES.
7) FOR R.C.C DETAILS REFER TO STRUCTURAL ENGINEER'S DRAWINGS.
8) ANY DISCREPANCIES IN DRAWING ARE TO BE BROUGHT TO THE NOTICE OF THE ARCHITECT IN WRITING BEFORE EXECUTION ON SITE.

KEY PLAN

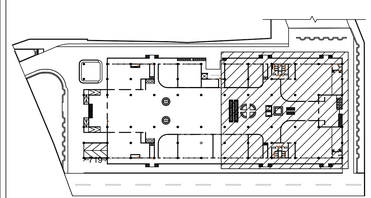

COLUMN SCHEDULE

COLUMN SIZE		COLUMN NUMBER
	R = 500 MM	C1, C2, C3, C4, C5, C6, C7,C8 ,C9, C10, C11, C12, C13, C14, C15, C16, C17, C18, C19, C20, C21, C22, C23, C24, C25, C26, C27, C28, C29, C30, C31, C32, C33, C34, C35, C36, C37, C38, C39, C40, C41, C42, C43, C44, C45, C46, C47, C48, C49, C50, C51, C52, C53, C54, C55, C56, C57, C58 C59, C60, C61, C62, C63, C64, C65, C66, C67, C68, C69, C70, C71, C72, C72, C73, C74, C75, C76, C77, C78, C79, C80, C81, C82, C83, C84, C85, C86, C87, C88, C89, C90
	300X400 MM	C4, C10, C11, C16, C17, C74, C75, C79, C85, C86
	300X300 MM	BC1, BC2, BC3, BC4, BC5, BC6, BC7, BC8, BC9, BC10, BC11, BC12, BC13, BC14, BC15, BC16, BC17, BC18, BC19, BC20, BC21, BC22, BC23, BC24, BC25, BC26, BC27, BC28, BC29, BC30, BC31, BC32, BC33, BC34, BC35, BC36, BC37, BC38, BC39, BC40, BC41, BC42, BC43, BC44, BC45, BC46, BC47, BC48, BC49, BC50, BC51, BC52, BC53, BC54

SHEET TITLE : CENTER LINE PLAN

NAME - VAIBHAV KADAM

ROLL NUMBER - 1835

T.Y. B. ARCH - (SEM - VI) | WORKING DRAWING

SIR J.J. COLLEGE OF ARCHITECTURE.

PROJECT DETAILS :
PROPOSED CONSTRUCTION OF MALL AT BYCULLA.

DATE : 21/05/2021 | SCALE : 1:250

SIGNATURE AND STAMP

N

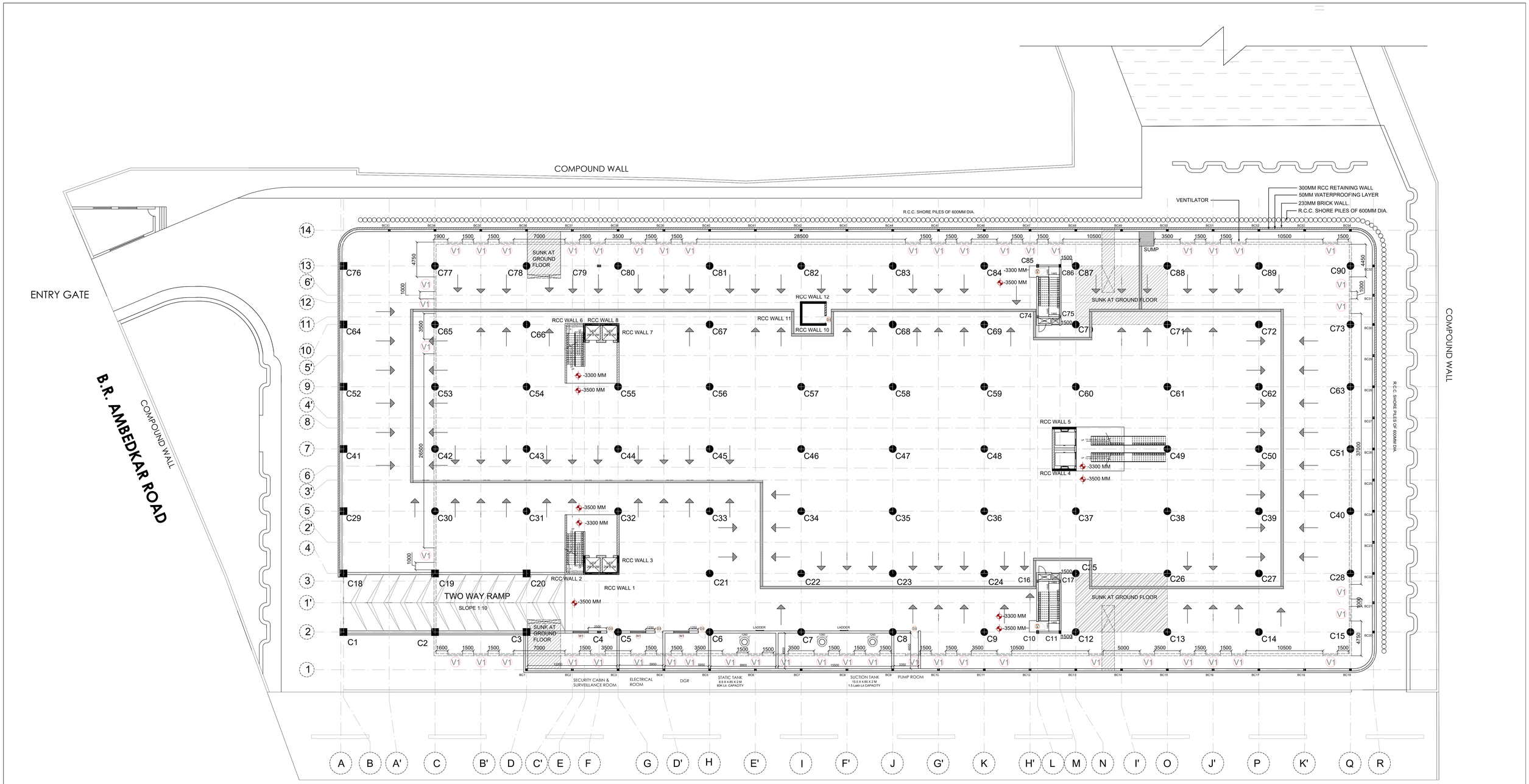

NOTE :
1) ALL DIMENSIONS ARE IN MM.
2) DO NOT SCALE DRAWINGS.
3) FOLLOW WRITTEN DIMENSIONS ONLY.
4) ALL DIMENSIONS ARE FOR UNFINISHED WALLS.
5) EXPOSED CONCRETE FINISH ON EXTERNAL SURFACE
5) ALL BRICK WALLS ARE 230MM THK.
6) DOOR D4 USED FOR FIRE ESCAPE STAIRCASE IS FIRE RATED DOOR FOR 60 MINUTES.
7) FLOOR FINISH FOR STAIRCASE IS ANTI STATIC FINISH TILES.
7) FOR R.C.C DETAILS REFER TO STRUCTURAL ENGINEER'S DRAWINGS.
8) ANY DISCREPANCIES IN DRAWING ARE TO BE BROUGHT TO THE NOTICE OF THE ARCHITECT IN WRITING BEFORE EXECUTION ON SITE.

KEY PLAN

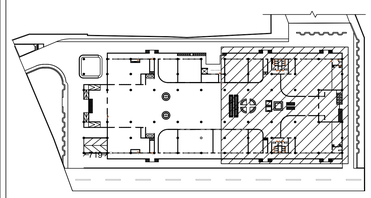

SCHEDULE OF FINISHES

WALL FINISHES :

	DESCRIPTION
WF1	SMOOTH FINISH OFF-WHITE PLASTER WITH WALL CARE PUTTY FINISHED WITH ONE COAT OF PRIMER AND THREE COATS OF EMULSION PAINT.

FLOOR FINISHES :

	DESCRIPTION
F1	3 MM POLISHED GRAY CONCRETE FINISH
F2	ANTI SKID FINISH MOSAIC TILES 300 X 300 LAID OVER 1:3 CEMENT RATIO.

CEILING FINISHES :

	DESCRIPTION
C1	SMOOTH FINISH PLASTER WITH WALL CARE PUTTY FINISHED WITH ONE COAT OF PRIMER, THREE COATS OF EMULSION PAINT.
C2	FALSE CEILING OF ACRYLIC SHEET

DOOR SCHEDULE

TYPE	DESCRIPTION	HEIGHT	WIDTH	NO.S
D1	35MM THK. DOUBLE LEAF FLUSH DOOR WITH TIMBER FRAME.	2150	1600	
D2	25MM THK. SINGLE LEAF FLUSH DOOR WITH METAL FRAME.	2150	960	
D3	35MM THK. SINGLE LEAF FLUSH DOOR WITH METAL FRAME.	2150	1060	5
D4	35MM THK. SINGLE LEAF FLUSH DOOR WITH METAL FRAME.	2150	1260	2
D5	DOUBLE LEAF SLIDING VINYL GLASS DOOR WITH 12MM THK. TOUGHENED GLASS AND 12MM FIXED GLASS	2150	1060	
R1	COLD STEEL ROLLED ROLLING SHUTTER	3900	2900	

VENTILATOR SCHEDULE

TYPE	DESCRIPTION	HEIGHT	WIDTH	SILL	NO.S
V1	6MM THK. GLASS LOUVERED VENTILATOR	450	2000	300	50
V2	6MM THK. GLASS LOUVERED VENTILATOR	450	1610	3200	
V3	6MM THK. GLASS LOUVERED VENTILATOR	450	1200	3200	

WINDOW SCHEDULE

TYPE	DESCRIPTION	HEIGHT	WIDTH	SILL	NO.S
W1	12 MM THK. GLASS 4 TRACK SLIDING ALUMINIUM WINDOW	1250	2100	900	3
W2	ALUMINIUM LOUVERS WINDOW	650	600	1500	
W3	8MM THK. FIXED GLASS	2400	2100	100	
W4	16MM THK. 2 TRACK SLIDING GLASS WINDOW	1250	1200	900	

SHEET TITLE : BASEMENT FLOOR PLAN

NAME - VAIBHAV KADAM

ROLL NUMBER - 1835

T.Y. B. ARCH - (SEM - VI) | WORKING DRAWING

SIR J.J. COLLEGE OF ARCHITECTURE.

PROJECT DETAILS :
PROPOSED CONSTRUCTION OF MALL AT BYCULLA.

DATE : 21/05/2021 | SCALE : 1:250

SIGNATURE AND STAMP

N

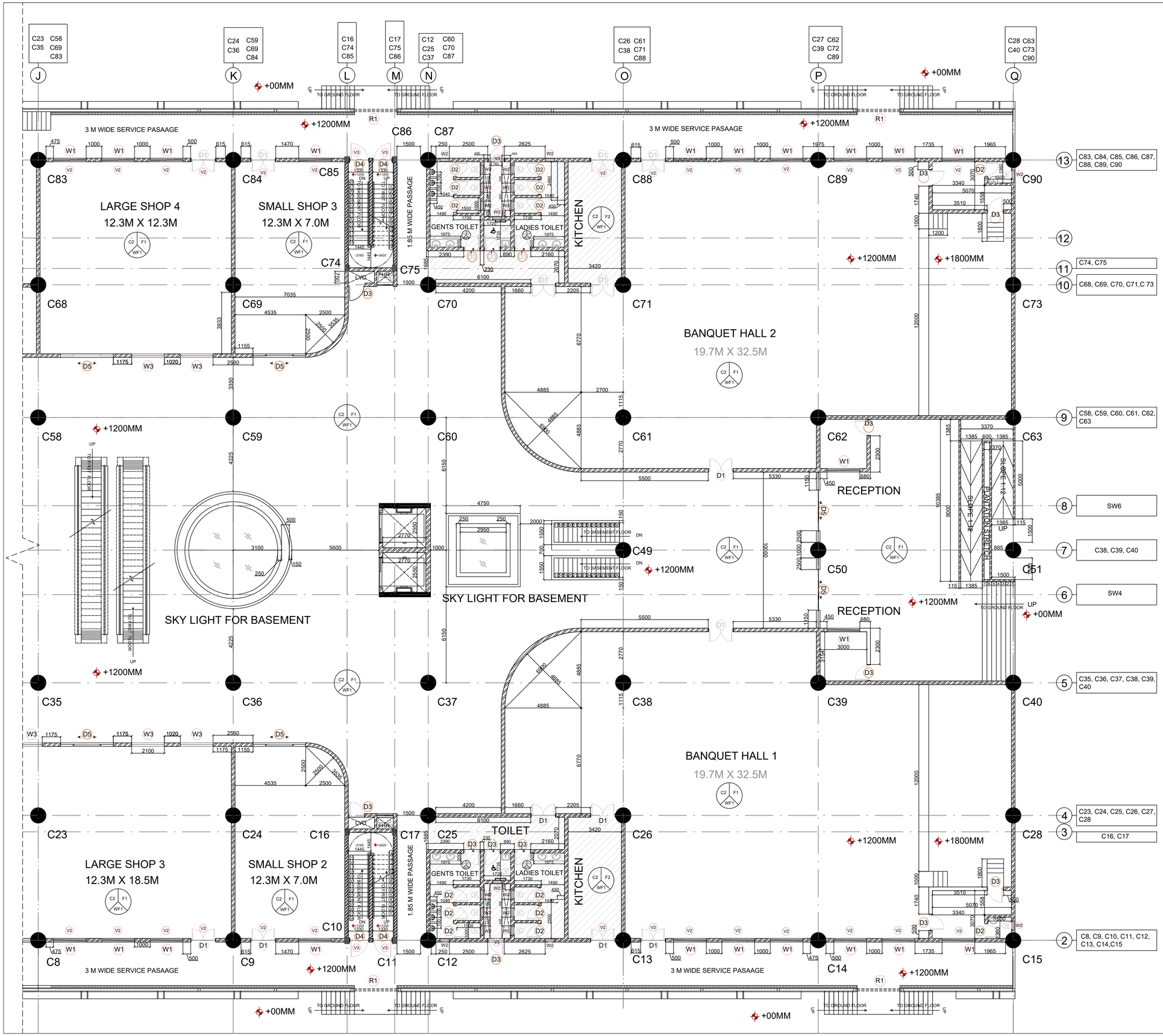

SCHEDULE OF FINISHES

WALL FINISHES :

	DESCRIPTION
WF1	SMOOTH FINISH OFF-WHITE PLASTER WITH WALL CARE PUTTY FINISHED WITH ONE COAT OF PRIMER AND THREE COATS OF EMULSION PAINT.

FLOOR FINISHES :

	DESCRIPTION
F1	3 MM POLISHED GRAY CONCRETE FINISH
F2	ANTI SKID FINISH MOSAIC TILES 300 X 300 LAID OVER 1:3 CEMENT RATIO.

CEILING FINISHES :

	DESCRIPTION
C1	SMOOTH FINISH PLASTER WITH WALL CARE PUTTY FINISHED WITH ONE COAT OF PRIMER, THREE COATS OF EMULSION PAINT.
C2	FALSE CEILING OF ACRYLIC SHEET

VENTILATOR SCHEDULE

TYPE	DESCRIPTION	HEIGHT	WIDTH	SILL	NO.S
V1	6MM THK. GLASS LOUVERED VENTILATOR	450	2000	300	-
V2	6MM THK. GLASS LOUVERED VENTILATOR	450	1610	3200	34
V3	6MM THK. GLASS LOUVERED VENTILATOR	450	1200	3200	6

WINDOW SCHEDULE

TYPE	DESCRIPTION	HEIGHT	WIDTH	SILL	NO.S
W1	12 MM THK. GLASS 4 TRACK SLIDING ALUMINIUM WINDOW	1250	2100	900	22
W2	ALUMINIUM LOUVERS WINDOW	650	600	1500	20
W3	8MM THK. FIXED GLASS	2400	2100	100	5
W4	16MM THK. 2 TRACK SLIDING GLASS WINDOW	1250	1200	900	-

DOOR SCHEDULE

TYPE	DESCRIPTION	HEIGHT	WIDTH	NO.S
D1	35MM THK. DOUBLE LEAF FLUSH DOOR WITH TIMBER FRAME.	2150	1600	14
D2	25MM THK. SINGLE LEAF FLUSH DOOR WITH METAL FRAME.	2150	960	14
D3	35MM THK. SINGLE LEAF FLUSH DOOR WITH METAL FRAME.	2150	1060	16
D4	35MM THK. SINGLE LEAF FLUSH DOOR WITH METAL FRAME.	2150	1260	4
D5	DOUBLE LEAF SLIDING VINYL GLASS DOOR WITH 12MM THK. TOUGHENED GLASS AND 12MM FIXED GLASS	2150	1060	6
R1	COLD STEEL ROLLED ROLLING SHUTTER	3900	2900	4

NOTE :

1) ALL DIMENSIONS ARE IN MM.
2) DO NOT SCALE DRAWINGS.
3) FOLLOW WRITTEN DIMENSIONS ONLY.
4) ALL DIMENSIONS ARE FOR UNFINISHED WALLS.
5) EXPOSED CONCRETE FINISH ON EXTERNAL SURFACE
5) ALL BRICK WALLS ARE 230MM THK.
6) DOOR D4 USED FOR FIRE ESCAPE STAIRCASE IS FIRE RATED DOOR FOR 60 MINUTES.
7) FLOOR FINISH FOR STAIRCASE IS ANTI STATIC FINISH TILES.
7) FOR R.C.C DETAILS REFER TO STRUCTURAL ENGINEER'S DRAWINGS.
8) ANY DISCREPANCIES IN DRAWING ARE TO BE BROUGHT TO THE NOTICE OF THE ARCHITECT IN WRITING BEFORE EXECUTION ON SITE.

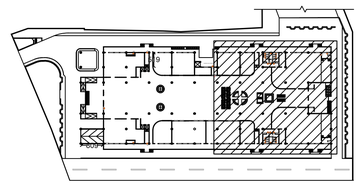

KEY PLAN

SHEET TITLE : GROUND FLOOR PLAN

NAME - VAIBHAV KADAM

ROLL NUMBER - 1835

T.Y. B. ARCH - (SEM - VI) | WORKING DRAWING

SIR J.J. COLLEGE OF ARCHITECTURE.

PROJECT DETAILS :

PROPOSED CONSTRUCTION OF MALL AT BYCULLA.

DATE : 21/05/2021 | SCALE : 1:100

SECOND FLOOR PLAN

SIGNATURE AND STAMP

N

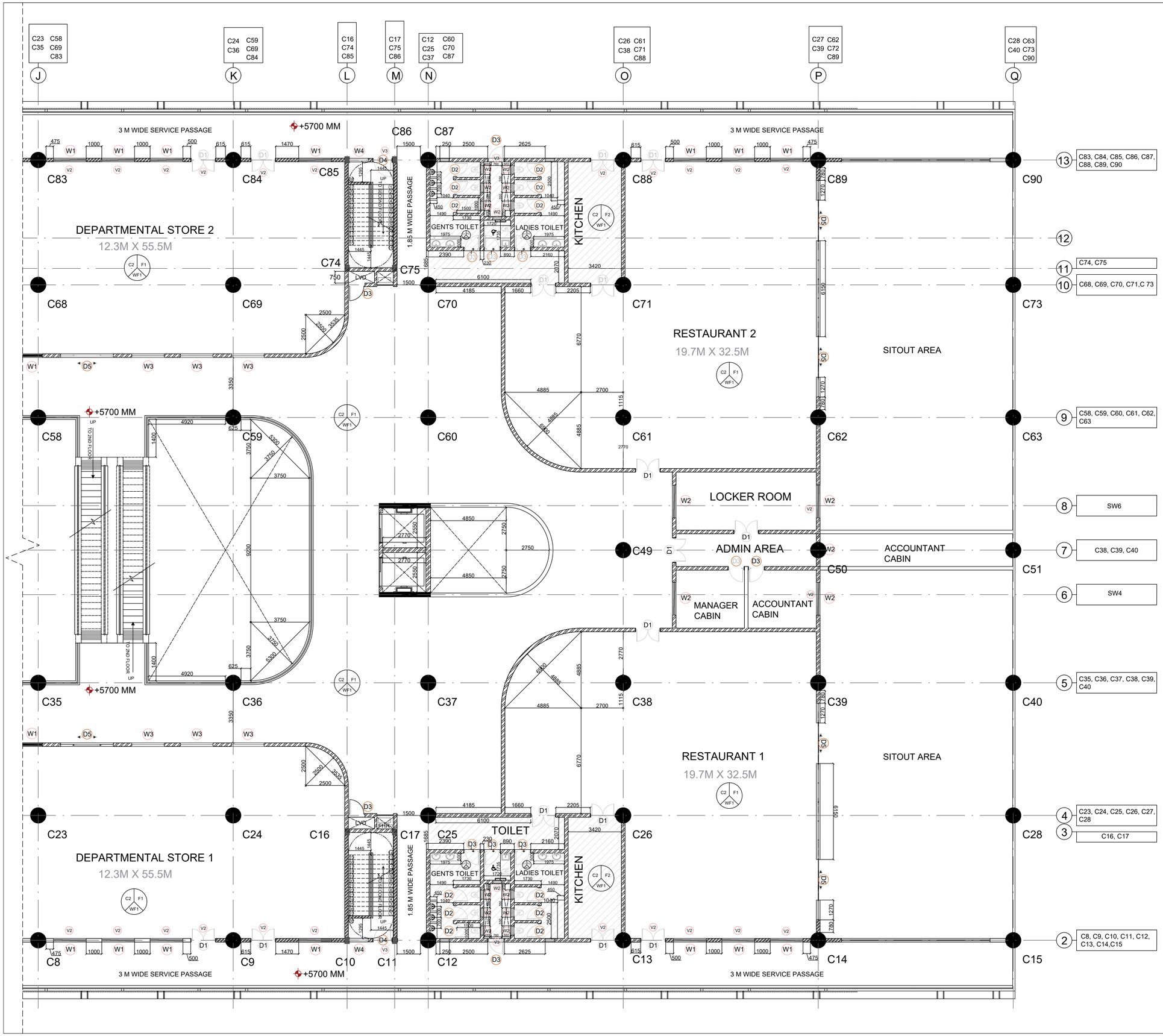

SCHEDULE OF FINISHES

WALL FINISHES :

	DESCRIPTION
WF1	SMOOTH FINISH OFF-WHITE PLASTER WITH WALL CARE PUTTY FINISHED WITH ONE COAT OF PRIMER AND THREE COATS OF EMULSION PAINT.

FLOOR FINISHES :

	DESCRIPTION
F1	3 MM POLISHED GRAY CONCRETE FINISH
F2	ANTI SKID FINISH MOSAIC TILES 300 X 300 LAID OVER 1:3 CEMENT RATIO.

CEILING FINISHES :

	DESCRIPTION
C1	SMOOTH FINISH PLASTER WITH WALL CARE PUTTY FINISHED WITH ONE COAT OF PRIMER, THREE COATS OF EMULSION PAINT.
C2	FALSE CEILING OF ACRYLIC SHEET

VENTILATOR SCHEDULE

TYPE	DESCRIPTION	HEIGHT	WIDTH	SILL	NO.S
V1	6MM THK. GLASS LOUVERED VENTILATOR	450	2000	300	-
V2	6MM THK. GLASS LOUVERED VENTILATOR	450	1610	3200	24
V3	6MM THK. GLASS LOUVERED VENTILATOR	450	1200	3200	4

WINDOW SCHEDULE

TYPE	DESCRIPTION	HEIGHT	WIDTH	SILL	NO.S
W1	12 MM THK. GLASS 4 TRACK SLIDING ALUMINIUM WINDOW	1250	2100	900	20
W2	ALUMINIUM LOUVERS WINDOW	650	600	1500	18
W3	8MM THK. FIXED GLASS	2400	2100	100	6
W4	16MM THK. 2 TRACK SLIDING GLASS WINDOW	1250	1200	900	2

DOOR SCHEDULE

TYPE	DESCRIPTION	HEIGHT	WIDTH	NO.S
D1	35MM THK. DOUBLE LEAF FLUSH DOOR WITH TIMBER FRAME.	2150	1600	16
D2	25MM THK. SINGLE LEAF FLUSH DOOR WITH METAL FRAME.	2150	960	12
D3	35MM THK. SINGLE LEAF FLUSH DOOR WITH METAL FRAME.	2150	1060	12
D4	35MM THK. SINGLE LEAF FLUSH DOOR WITH METAL FRAME.	2150	1260	2
D5	DOUBLE LEAF SLIDING VINYL GLASS DOOR WITH 12MM THK. TOUGHENED GLASS AND 12MM FIXED GLASS	2150	1060	6
R1	COLD STEEL ROLLED ROLLING SHUTTER	3900	2900	-

NOTE :
1) ALL DIMENSIONS ARE IN MM.
2) DO NOT SCALE DRAWINGS.
3) FOLLOW WRITTEN DIMENSIONS ONLY.
4) ALL DIMENSIONS ARE FOR UNFINISHED WALLS.
5) EXPOSED CONCRETE FINISH ON EXTERNAL SURFACE
5) ALL BRICK WALLS ARE 230MM THK.
6) DOOR D4 USED FOR FIRE ESCAPE STAIRCASE IS FIRE RATED DOOR FOR 60 MINUTES.
7) FLOOR FINISH FOR STAIRCASE IS ANTI STATIC FINISH TILES.
7) FOR R.C.C DETAILS REFER TO STRUCTURAL ENGINEER'S DRAWINGS.
8) ANY DISCREPANCIES IN DRAWING ARE TO BE BROUGHT TO THE NOTICE OF THE ARCHITECT IN WRITING BEFORE EXECUTION ON SITE.

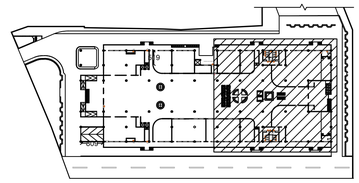

KEY PLAN

SHEET TITLE : FIRST FLOOR PLAN

NAME - VAIBHAV KADAM

ROLL NUMBER - 1835

T.Y. B. ARCH - (SEM - VI) | WORKING DRAWING

SIR J.J. COLLEGE OF ARCHITECTURE.

PROJECT DETAILS :

PROPOSED CONSTRUCTION OF MALL AT BYCULLA.

DATE : 21/05/2021 | SCALE : 1:100

SIGNATURE AND STAMP

N

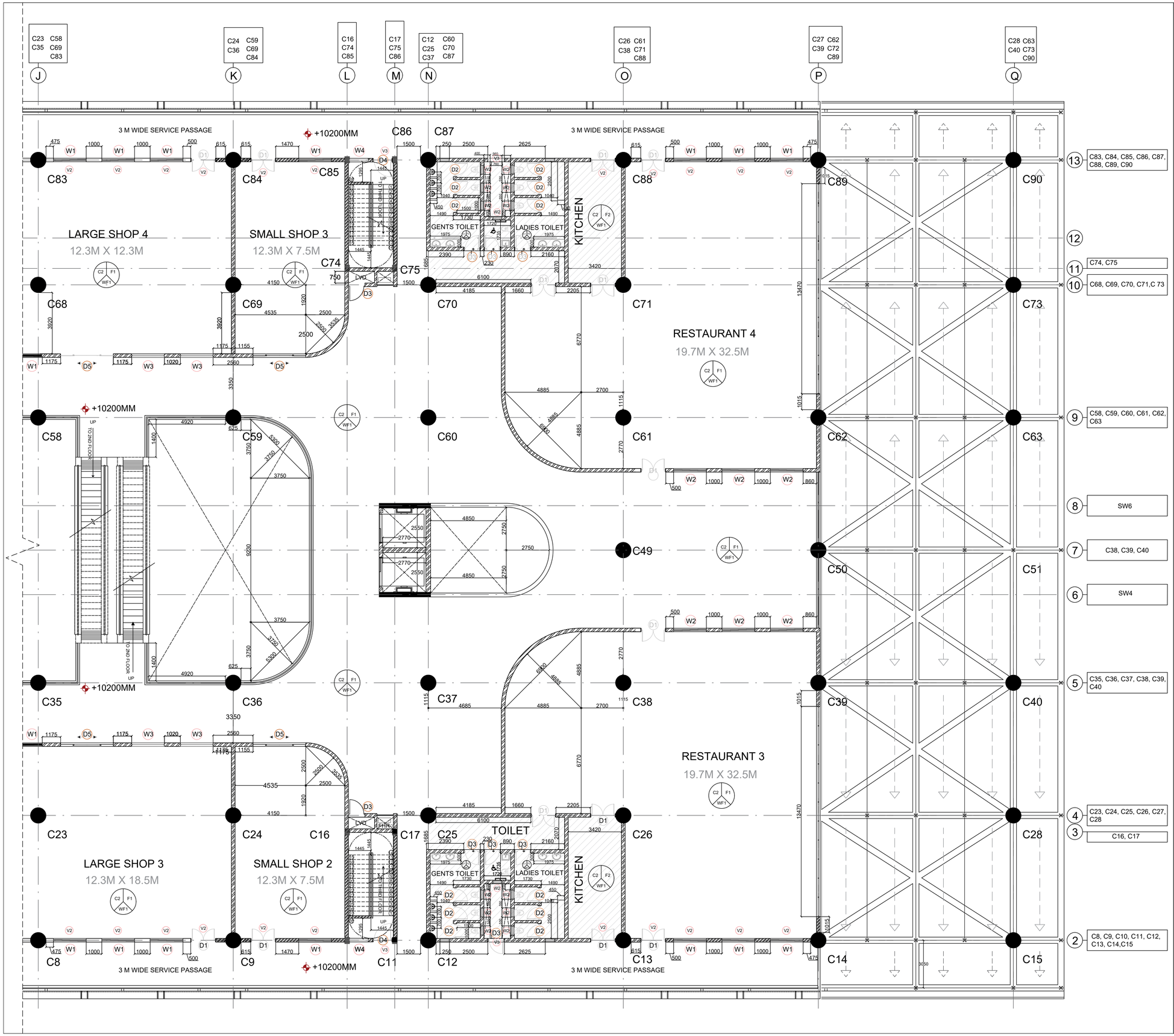

SCHEDULE OF FINISHES

WALL FINISHES :

	DESCRIPTION
WF1	SMOOTH FINISH OFF-WHITE PLASTER WITH WALL CARE PUTTY FINISHED WITH ONE COAT OF PRIMER AND THREE COATS OF EMULSION PAINT.

FLOOR FINISHES :

	DESCRIPTION
F1	3 MM POLISHED GRAY CONCRETE FINISH
F2	ANTI SKID FINISH MOSAIC TILES 300 X 300 LAID OVER 1:3 CEMENT RATIO.

CEILING FINISHES :

	DESCRIPTION
C1	SMOOTH FINISH PLASTER WITH WALL CARE PUTTY FINISHED WITH ONE COAT OF PRIMER, THREE COATS OF EMULSION PAINT.
C2	FALSE CEILING OF ACRYLIC SHEET

VENTILATOR SCHEDULE

TYPE	DESCRIPTION	HEIGHT	WIDTH	SILL	NO.S
V1	6MM THK. GLASS LOUVERED VENTILATOR	450	2000	300	-
V2	6MM THK. GLASS LOUVERED VENTILATOR	450	1610	3200	22
V3	6MM THK. GLASS LOUVERED VENTILATOR	450	1200	3200	4

WINDOW SCHEDULE

TYPE	DESCRIPTION	HEIGHT	WIDTH	SILL	NO.S
W1	12 MM THK. GLASS 4 TRACK SLIDING ALUMINIUM WINDOW	1250	2100	900	22
W2	ALUMINIUM LOUVERS WINDOW	650	600	1500	18
W3	8MM THK. FIXED GLASS	2400	2100	100	4
W4	16MM THK. 2 TRACK SLIDING GLASS WINDOW	1250	1200	900	2

DOOR SCHEDULE

TYPE	DESCRIPTION	HEIGHT	WIDTH	NO.S
D1	35MM THK. DOUBLE LEAF FLUSH DOOR WITH TIMBER FRAME.	2150	1600	14
D2	25MM THK. SINGLE LEAF FLUSH DOOR WITH METAL FRAME.	2150	960	12
D3	35MM THK. SINGLE LEAF FLUSH DOOR WITH METAL FRAME.	2150	1060	8
D4	35MM THK. SINGLE LEAF FLUSH DOOR WITH METAL FRAME.	2150	1260	2
D5	DOUBLE LEAF SLIDING VINYL GLASS DOOR WITH 12MM THK. TOUGHENED GLASS AND 12MM FIXED GLASS	2150	1060	4
R1	COLD STEEL ROLLED ROLLING SHUTTER	3900	2900	-

NOTE :

1) ALL DIMENSIONS ARE IN MM.
2) DO NOT SCALE DRAWINGS.
3) FOLLOW WRITTEN DIMENSIONS ONLY.
4) ALL DIMENSIONS ARE FOR UNFINISHED WALLS.
5) EXPOSED CONCRETE FINISH ON EXTERNAL SURFACE
5) ALL BRICK WALLS ARE 230MM THK.
6) DOOR D4 USED FOR FIRE ESCAPE STAIRCASE IS FIRE RATED DOOR FOR 60 MINUTES.
7) FLOOR FINISH FOR STAIRCASE IS ANTI STATIC FINISH TILES.
7) FOR R.C.C DETAILS REFER TO STRUCTURAL ENGINEER'S DRAWINGS.
8) ANY DISCREPANCIES IN DRAWING ARE TO BE BROUGHT TO THE NOTICE OF THE ARCHITECT IN WRITING BEFORE EXECUTION ON SITE.

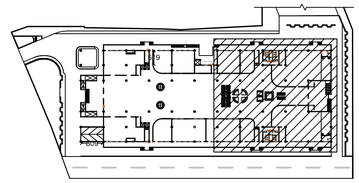

KEY PLAN

SHEET TITLE : SECOND FLOOR PLAN

NAME - VAIBHAV KADAM

ROLL NUMBER - 1835

T.Y. B. ARCH - (SEM - VI) | WORKING DRAWING

SIR J.J. COLLEGE OF ARCHITECTURE.

PROJECT DETAILS :

PROPOSED CONSTRUCTION OF MALL AT BYCULLA.

DATE : 21/05/2021 | SCALE : 1:100

SIGNATURE AND STAMP

N

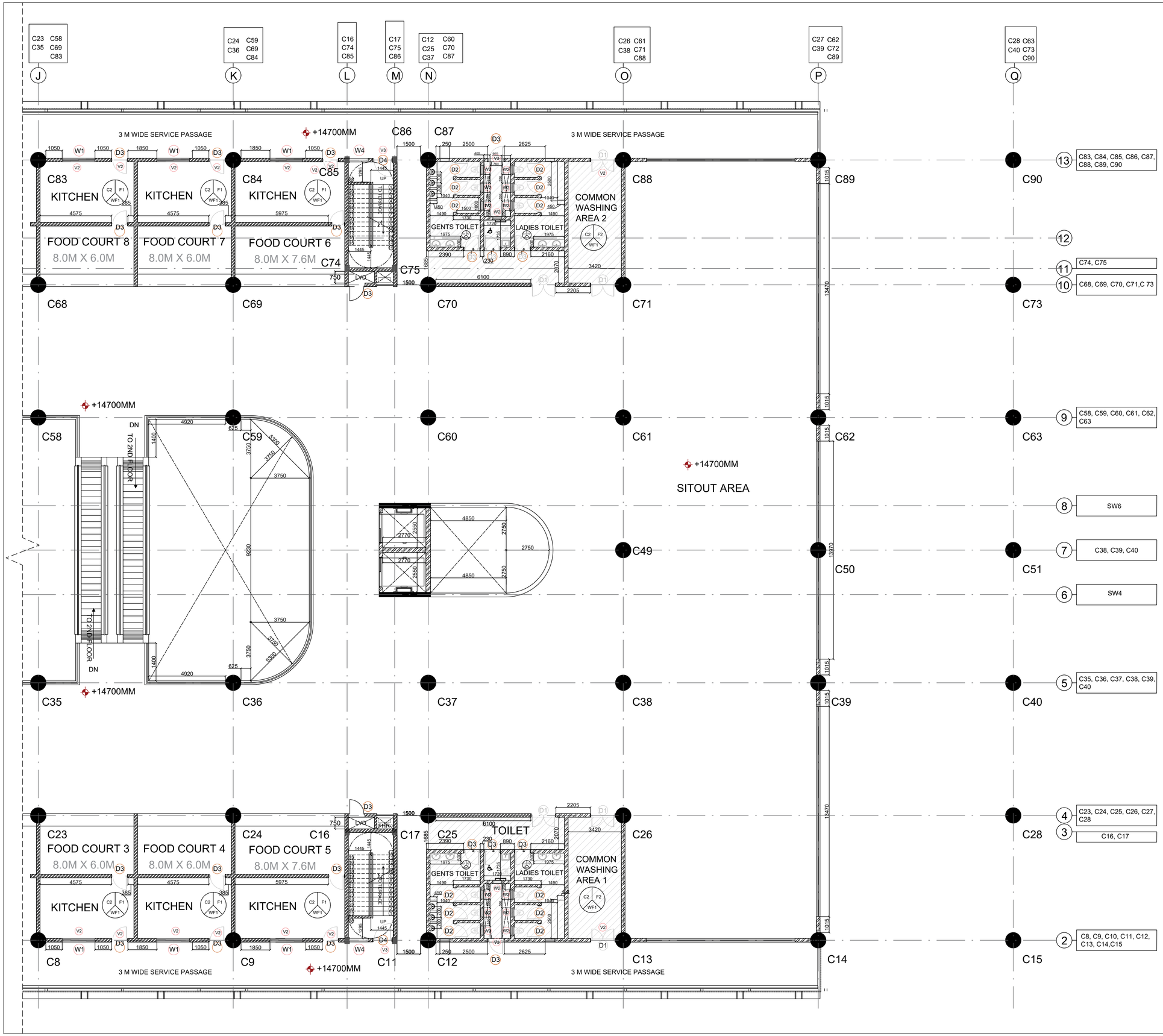

SCHEDULE OF FINISHES

WALL FINISHES :

	DESCRIPTION
WF1	SMOOTH FINISH OFF-WHITE PLASTER WITH WALL CARE PUTTY FINISHED WITH ONE COAT OF PRIMER AND THREE COATS OF EMULSION PAINT.

FLOOR FINISHES :

	DESCRIPTION
F1	3 MM POLISHED GRAY CONCRETE FINISH
F2	ANTI SKID FINISH MOSAIC TILES 300 X 300 LAID OVER 1:3 CEMENT RATIO.

CEILING FINISHES :

	DESCRIPTION
C1	SMOOTH FINISH PLASTER WITH WALL CARE PUTTY FINISHED WITH ONE COAT OF PRIMER, THREE COATS OF EMULSION PAINT.
C2	FALSE CEILING OF ACRYLIC SHEET

VENTILATOR SCHEDULE

TYPE	DESCRIPTION	HEIGHT	WIDTH	SILL	NO.S
V1	6MM THK. GLASS LOUVERED VENTILATOR	450	2000	300	-
V2	6MM THK. GLASS LOUVERED VENTILATOR	450	1610	3200	14
V3	6MM THK. GLASS LOUVERED VENTILATOR	450	1200	3200	4

WINDOW SCHEDULE

TYPE	DESCRIPTION	HEIGHT	WIDTH	SILL	NO.S
W1	12 MM THK. GLASS 4 TRACK SLIDING ALUMINIUM WINDOW	1250	2100	900	6
W2	ALUMINIUM LOUVERS WINDOW	650	600	1500	18
W3	8MM THK. FIXED GLASS	2400	2100	100	-
W4	16MM THK. 2 TRACK SLIDING GLASS WINDOW	1250	1200	900	2

DOOR SCHEDULE

TYPE	DESCRIPTION	HEIGHT	WIDTH	NO.S
D1	35MM THK. DOUBLE LEAF FLUSH DOOR WITH TIMBER FRAME.	2150	1600	6
D2	25MM THK. SINGLE LEAF FLUSH DOOR WITH METAL FRAME.	2150	960	12
D3	35MM THK. SINGLE LEAF FLUSH DOOR WITH METAL FRAME.	2150	1060	20
D4	35MM THK. SINGLE LEAF FLUSH DOOR WITH METAL FRAME.	2150	1260	2
D5	DOUBLE LEAF SLIDING VINYL GLASS DOOR WITH 12MM THK. TOUGHENED GLASS AND 12MM FIXED GLASS	2150	1060	-
R1	COLD STEEL ROLLED ROLLING SHUTTER	3900	2900	-

NOTE :
1) ALL DIMENSIONS ARE IN MM.
2) DO NOT SCALE DRAWINGS.
3) FOLLOW WRITTEN DIMENSIONS ONLY.
4) ALL DIMENSIONS ARE FOR UNFINISHED WALLS.
5) EXPOSED CONCRETE FINISH ON EXTERNAL SURFACE
5) ALL BRICK WALLS ARE 230MM THK.
6) DOOR D4 USED FOR FIRE ESCAPE STAIRCASE IS FIRE RATED DOOR FOR 60 MINUTES.
7) FLOOR FINISH FOR STAIRCASE IS ANTI STATIC FINISH TILES.
7) FOR R.C.C DETAILS REFER TO STRUCTURAL ENGINEER'S DRAWINGS.
8) ANY DISCREPANCIES IN DRAWING ARE TO BE BROUGHT TO THE NOTICE OF THE ARCHITECT IN WRITING BEFORE EXECUTION ON SITE.

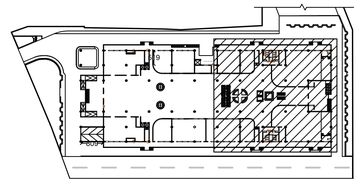

KEY PLAN

SHEET TITLE : THIRD FLOOR PLAN

NAME - VAIBHAV KADAM

ROLL NUMBER - 1835

T.Y. B. ARCH - (SEM - VI) | WORKING DRAWING

SIR J.J. COLLEGE OF ARCHITECTURE.

PROJECT DETAILS :

PROPOSED CONSTRUCTION OF MALL AT BYCULLA.

DATE : 21/05/2021 | SCALE : 1:100

SIGNATURE AND STAMP

N

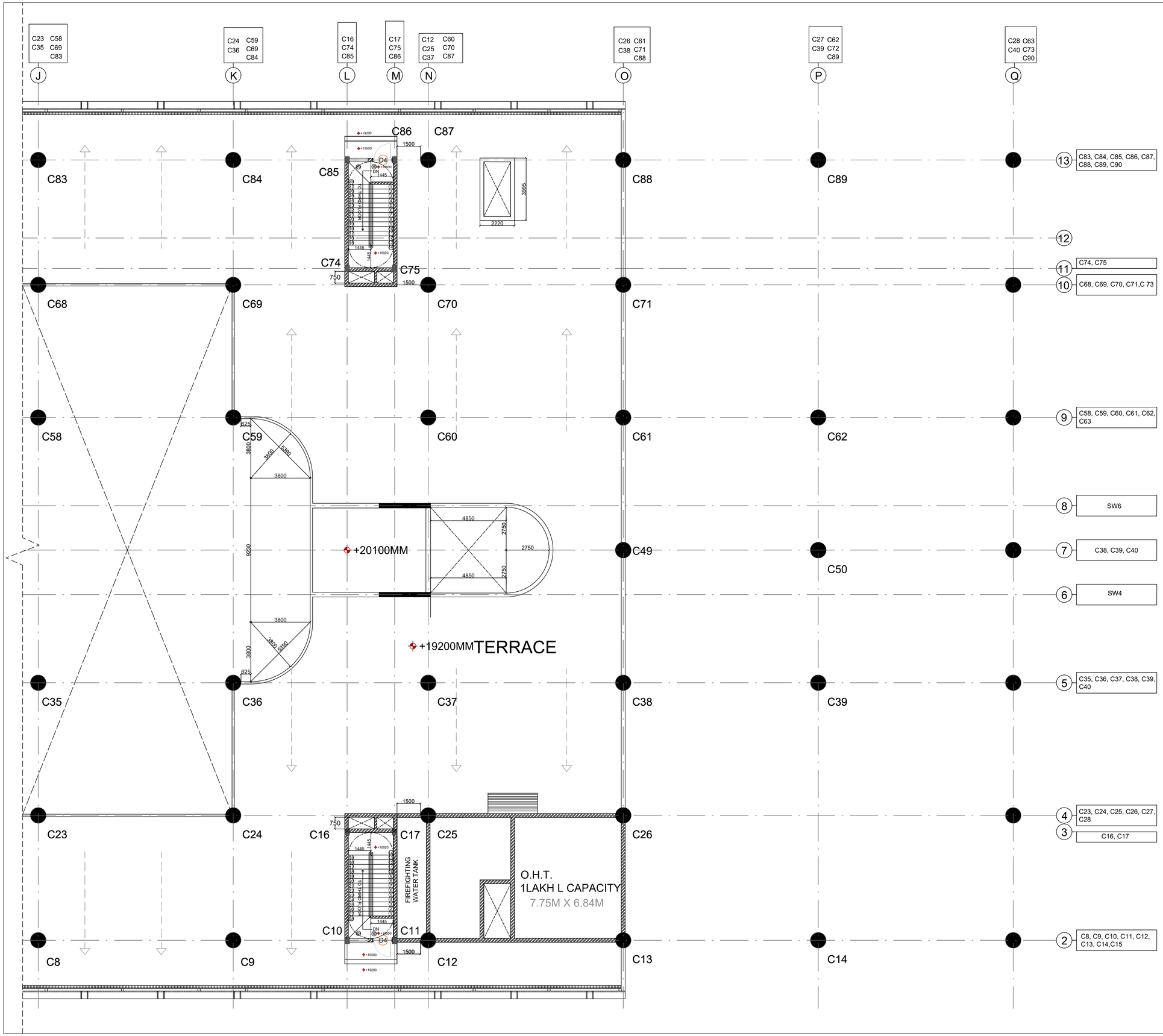

SCHEDULE OF FINISHES

WALL FINISHES :

	DESCRIPTION
WF1	SMOOTH FINISH OFF-WHITE PLASTER WITH WALL CARE PUTTY FINISHED WITH ONE COAT OF PRIMER AND THREE COATS OF EMULSION PAINT.

FLOOR FINISHES :

	DESCRIPTION
F1	3 MM POLISHED GRAY CONCRETE FINISH
F2	ANTI SKID FINISH MOSAIC TILES 300 X 300 LAID OVER 1:3 CEMENT RATIO.

CEILING FINISHES :

	DESCRIPTION
C1	SMOOTH FINISH PLASTER WITH WALL CARE PUTTY FINISHED WITH ONE COAT OF PRIMER, THREE COATS OF EMULSION PAINT.
C2	FALSE CEILING OF ACRYLIC SHEET

VENTILATOR SCHEDULE

TYPE	DESCRIPTION	HEIGHT	WIDTH	SILL	NO.S
V1	6MM THK. GLASS LOUVERED VENTILATOR	450	2000	300	-
V2	6MM THK. GLASS LOUVERED VENTILATOR	450	1610	3200	-
V3	6MM THK. GLASS LOUVERED VENTILATOR	450	1200	3200	2

WINDOW SCHEDULE

TYPE	DESCRIPTION	HEIGHT	WIDTH	SILL	NO.S
W1	12 MM THK. GLASS 4 TRACK SLIDING ALUMINIUM WINDOW	1250	2100	900	-
W2	ALUMINIUM LOUVERS WINDOW	650	600	1500	-
W3	8MM THK. FIXED GLASS	2400	2100	100	-
W4	16MM THK. 2 TRACK SLIDING GLASS WINDOW	1250	1200	900	2

DOOR SCHEDULE

TYPE	DESCRIPTION	HEIGHT	WIDTH	NO.S
D1	35MM THK. DOUBLE LEAF FLUSH DOOR WITH TIMBER FRAME.	2150	1600	-
D2	25MM THK. SINGLE LEAF FLUSH DOOR WITH METAL FRAME.	2150	960	-
D3	35MM THK. SINGLE LEAF FLUSH DOOR WITH METAL FRAME.	2150	1060	-
D4	35MM THK. SINGLE LEAF FLUSH DOOR WITH METAL FRAME.	2150	1260	2
D5	DOUBLE LEAF SLIDING VINYL GLASS DOOR WITH 12MM THK. TOUGHENED GLASS AND 12MM FIXED GLASS	2150	1060	-
R1	COLD STEEL ROLLED ROLLING SHUTTER	3900	2900	-

NOTE :
1) ALL DIMENSIONS ARE IN MM.
2) DO NOT SCALE DRAWINGS.
3) FOLLOW WRITTEN DIMENSIONS ONLY.
4) ALL DIMENSIONS ARE FOR UNFINISHED WALLS.
5) EXPOSED CONCRETE FINISH ON EXTERNAL SURFACE
5) ALL BRICK WALLS ARE 230MM THK.
6) DOOR D4 USED FOR FIRE ESCAPE STAIRCASE IS FIRE RATED DOOR FOR 60 MINUTES.
7) FLOOR FINISH FOR STAIRCASE IS ANTI STATIC FINISH TILES.
7) FOR R.C.C DETAILS REFER TO STRUCTURAL ENGINEER'S DRAWINGS.
8) ANY DISCREPANCIES IN DRAWING ARE TO BE BROUGHT TO THE NOTICE OF THE ARCHITECT IN WRITING BEFORE EXECUTION ON SITE.

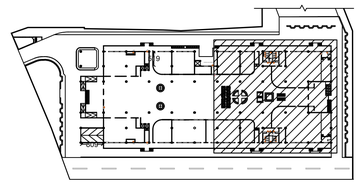

KEY PLAN

SHEET TITLE :TERRACE FLOOR PLAN

NAME - VAIBHAV KADAM

ROLL NUMBER - 1835

T.Y. B. ARCH - (SEM - VI) | WORKING DRAWING

SIR J.J. COLLEGE OF ARCHITECTURE.

PROJECT DETAILS :

PROPOSED CONSTRUCTION OF MALL AT BYCULLA.

DATE : 21/05/2021 | SCALE : 1:100

SIGNATURE AND STAMP

N

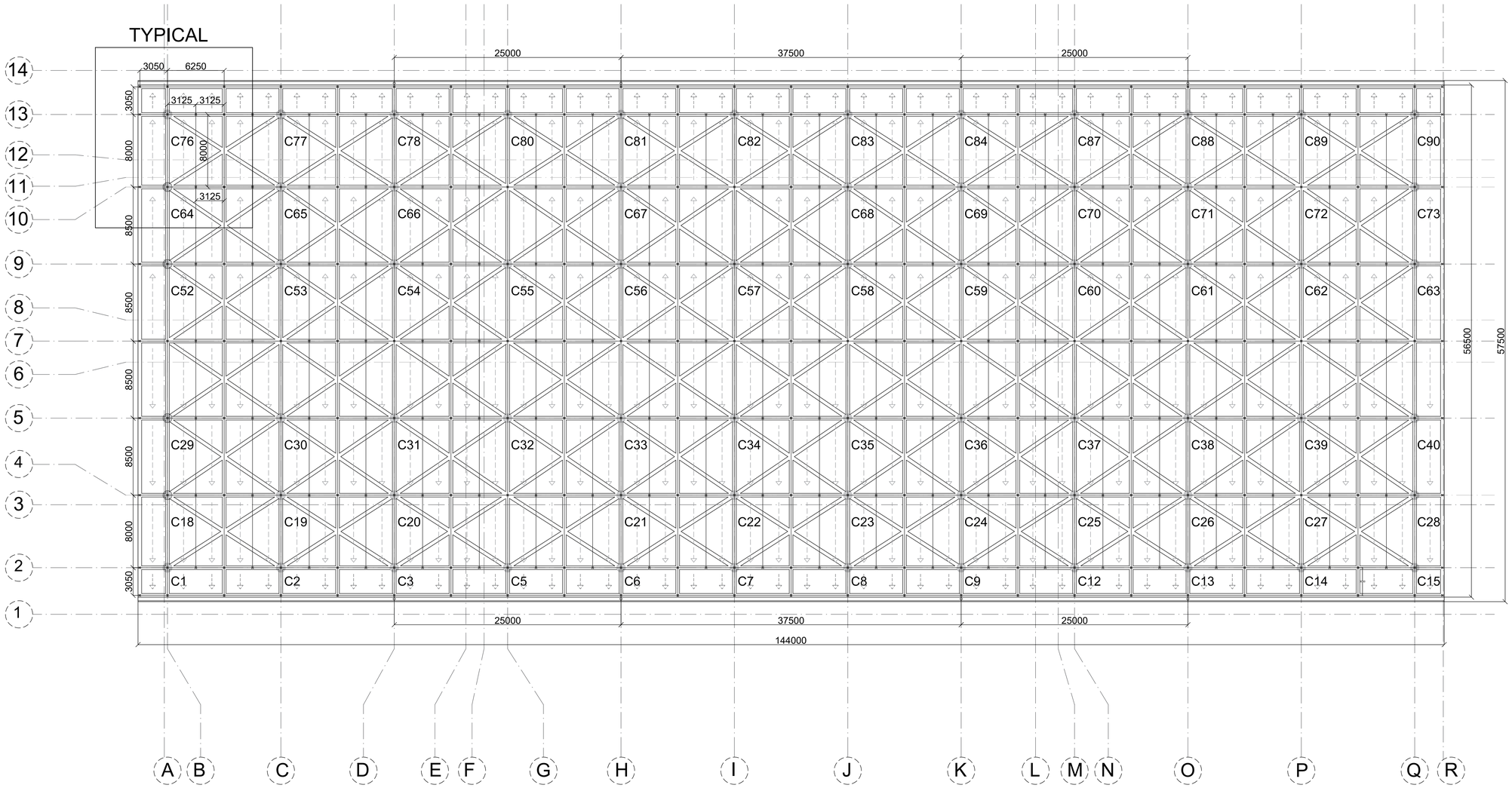

NOTE :
1) ALL DIMENSIONS ARE IN MM.
2) DO NOT SCALE DRAWINGS.
3) FOLLOW WRITTEN DIMENSIONS ONLY.
4) ALL DIMENSIONS ARE FOR UNFINISHED WALLS.
5) EXPOSED CONCRETE FINISH ON EXTERNAL SURFACE
5) ALL BRICK WALLS ARE 230MM THK.
6) DOOR D4 USED FOR FIRE ESCAPE STAIRCASE IS FIRE RATED DOOR FOR 60 MINUTES.
7) FLOOR FINISH FOR STAIRCASE IS ANTI STATIC FINISH TILES.
7) FOR R.C.C DETAILS REFER TO STRUCTURAL ENGINEER'S DRAWINGS.
8) ANY DISCREPANCIES IN DRAWING ARE TO BE BROUGHT TO THE NOTICE OF THE ARCHITECT IN WRITING BEFORE EXECUTION ON SITE.

KEY PLAN

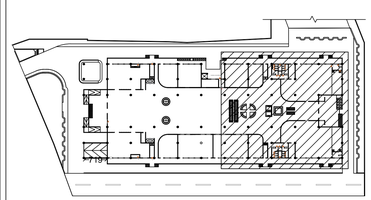

SCHEDULE OF FINISHES

WALL FINISHES :

	DESCRIPTION
WF1	SMOOTH FINISH OFF-WHITE PLASTER WITH WALL CARE PUTTY FINISHED WITH ONE COAT OF PRIMER AND THREE COATS OF EMULSION PAINT.

FLOOR FINISHES :

	DESCRIPTION
F1	3 MM POLISHED GRAY CONCRETE FINISH
F2	ANTI SKID FINISH MOSAIC TILES 300 X 300 LAID OVER 1:3 CEMENT RATIO.

CEILING FINISHES :

	DESCRIPTION
C1	SMOOTH FINISH PLASTER WITH WALL CARE PUTTY FINISHED WITH ONE COAT OF PRIMER, THREE COATS OF EMULSION PAINT.
C2	FALSE CEILING OF ACRYLIC SHEET

DOOR SCHEDULE

TYPE	DESCRIPTION	HEIGHT	WIDTH	NO.S
D1	35MM THK. DOUBLE LEAF FLUSH DOOR WITH TIMBER FRAME.	2150	1600	
D2	25MM THK. SINGLE LEAF FLUSH DOOR WITH METAL FRAME.	2150	960	
D3	35MM THK. SINGLE LEAF FLUSH DOOR WITH METAL FRAME.	2150	1060	
D4	35MM THK. SINGLE LEAF FLUSH DOOR WITH METAL FRAME.	2150	1260	
D5	DOUBLE LEAF SLIDING VINYL GLASS DOOR WITH 12MM THK. TOUGHENED GLASS AND 12MM FIXED GLASS	2150	1060	
R1	COLD STEEL ROLLED ROLLING SHUTTER	3900	2900	

VENTILATOR SCHEDULE

TYPE	DESCRIPTION	HEIGHT	WIDTH	SILL	NO.S
V1	6MM THK. GLASS LOUVERED VENTILATOR	450	2000	300	
V2	6MM THK. GLASS LOUVERED VENTILATOR	450	1610	3200	
V3	6MM THK. GLASS LOUVERED VENTILATOR	450	1200	3200	

WINDOW SCHEDULE

TYPE	DESCRIPTION	HEIGHT	WIDTH	SILL	NO.S
W1	12 MM THK. GLASS 4 TRACK SLIDING ALUMINIUM WINDOW	1250	2100	900	
W2	ALUMINIUM LOUVERS WINDOW	650	600	1500	
W3	8MM THK. FIXED GLASS	2400	2100	100	
W4	16MM THK. 2 TRACK SLIDING GLASS WINDOW	1250	1200	900	

SHEET TITLE : ROOF PLAN

NAME - VAIBHAV KADAM

ROLL NUMBER - 1835

T.Y. B. ARCH - (SEM - VI) | WORKING DRAWING

SIR J.J. COLLEGE OF ARCHITECTURE.

PROJECT DETAILS :
PROPOSED CONSTRUCTION OF MALL AT BYCULLA.

DATE : 21/05/2021 | SCALE : 1:250

SIGNATURE AND STAMP

N

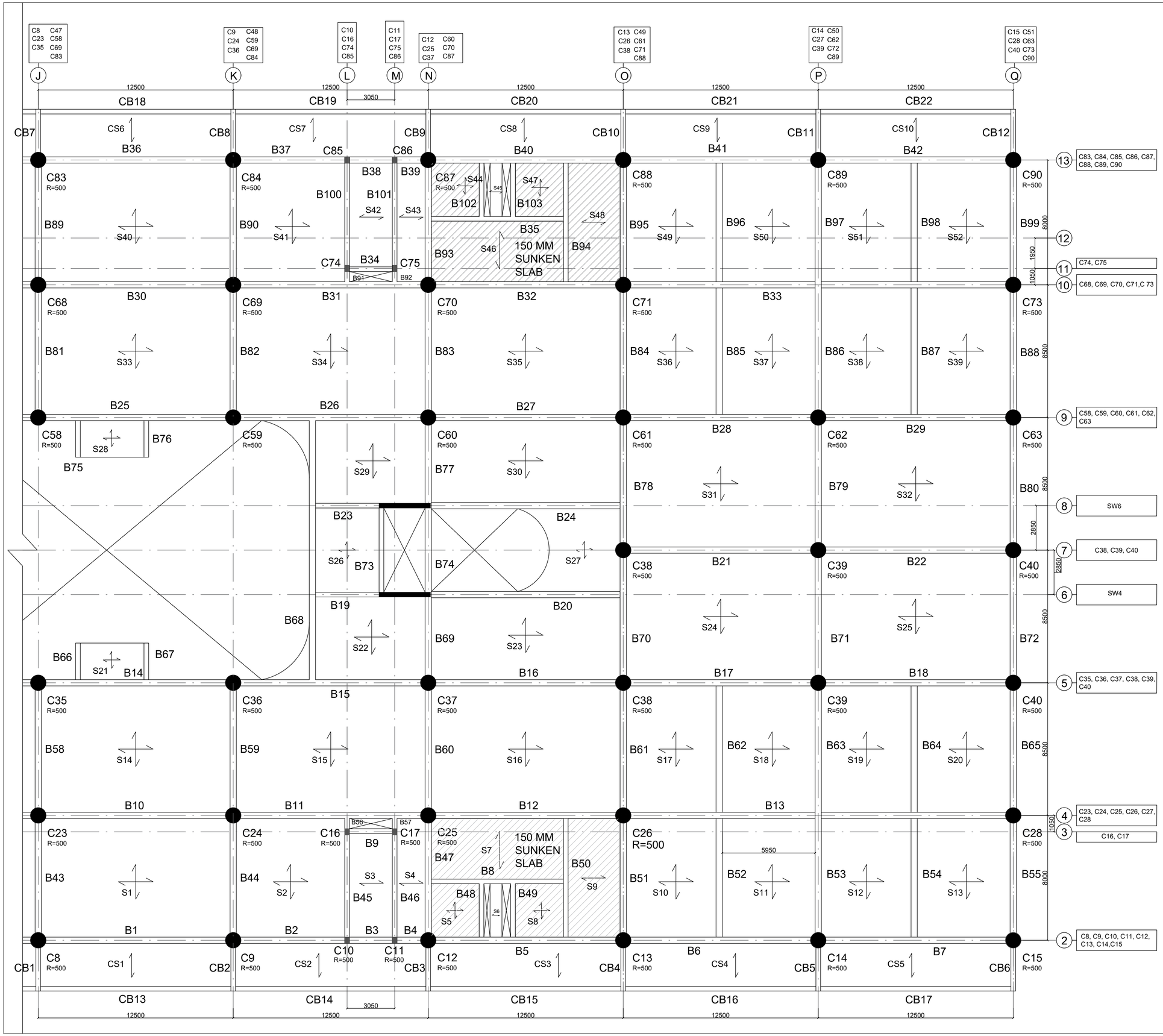

COLUMN SCHEDULE

COLUMN SIZE		COLUMN NUMBER
500	R = 500 MM	C8, C9, C12, C13, C14, C15, C23, C24, C25, C26, C27, C28, C35, C36, C37, C38, C39, C40, C58, C59, C60, C61, C62, C63, C68, C69, C70, C71, C73, C68, C69, C70, C71, C73, C83, C84, C87, C88, C89, C90
300 / 400	300X400 MM	C10, C11, C16, C17, C74, C75, C85, C86

BEAM SCHEDULE

BEAM SIZE		BEAM NUMBER	
400 / 850	400X850MM	B1, B2, B3, B4, B5, B6, B7, B10, B11, B12, B13, B14, B15, B16, B17. B18, B20, B21, B22, B24, B25, B26, B27, B28, B29, B30, B31, B32, B36, B37, B38, B39, B40, B41, B42, B43, B43, B44, B47, B51, B52, B53, B54, B55, B58, B 59, B60, B61, B62, B63, B64, B65, B68, B69, B70, B71, B72, B74, B77, B78, B79, B80, B81, B82, B83, B84, B85, B86, B87, B88, B89, B90, B93, B95, B96, B97, B98, B99	
300 / 450	300X450 MM	B8, B9, B19, B23, B34, B35, B45, B46, B48, B49, B50, B56, B57, B66, B67, B73, B75, B76, B91, B92, B 94, B 100, B101, B102, B103, CB13, CB14, CB15, CB16, CB17, CB18, CB19, CB20, CB21, CB22	
400 / 1000	400X1000MM	B13, B33, B63, B97	
300 / 450 / 850	300X450MM 300X850MM	CB1, CB2, CB3, CB4, CB5, CB6, CB7, CB8, CB10, CB11, CB12	451 / 2500 / 850

SLAB SCHEDULE

150MM SLAB THICKNESS THROUGH OUT THE STRUCTURE

NOTE :
1) ALL DIMENSIONS ARE IN MM.
2) DO NOT SCALE DRAWINGS.
3) FOLLOW WRITTEN DIMENSIONS ONLY.
4) ALL DIMENSIONS ARE FOR UNFINISHED WALLS.
5) EXPOSED CONCRETE FINISH ON EXTERNAL SURFACE
5) ALL BRICK WALLS ARE 230MM THK.
6) DOOR D4 USED FOR FIRE ESCAPE STAIRCASE IS FIRE RATED DOOR FOR 60 MINUTES.
7) FLOOR FINISH FOR STAIRCASE IS ANTI STATIC FINISH TILES.
7) FOR R.C.C DETAILS REFER TO STRUCTURAL ENGINEER'S DRAWINGS.
8) ANY DISCREPANCIES IN DRAWING ARE TO BE BROUGHT TO THE NOTICE OF THE ARCHITECT IN WRITING BEFORE EXECUTION ON SITE.

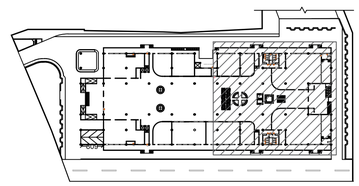

KEY PLAN

TITLE: STRUCTURAL PLAN (GROUND FLOOR)

NAME - VAIBHAV KADAM

ROLL NUMBER - 1835

T.Y. B. ARCH - (SEM - VI) | WORKING DRAWING

SIR J.J. COLLEGE OF ARCHITECTURE.

PROJECT DETAILS :

PROPOSED CONSTRUCTION OF MALL AT BYCULLA.

DATE : 21/05/2021 | SCALE : 1:100

SIGNATURE AND STAMP

N

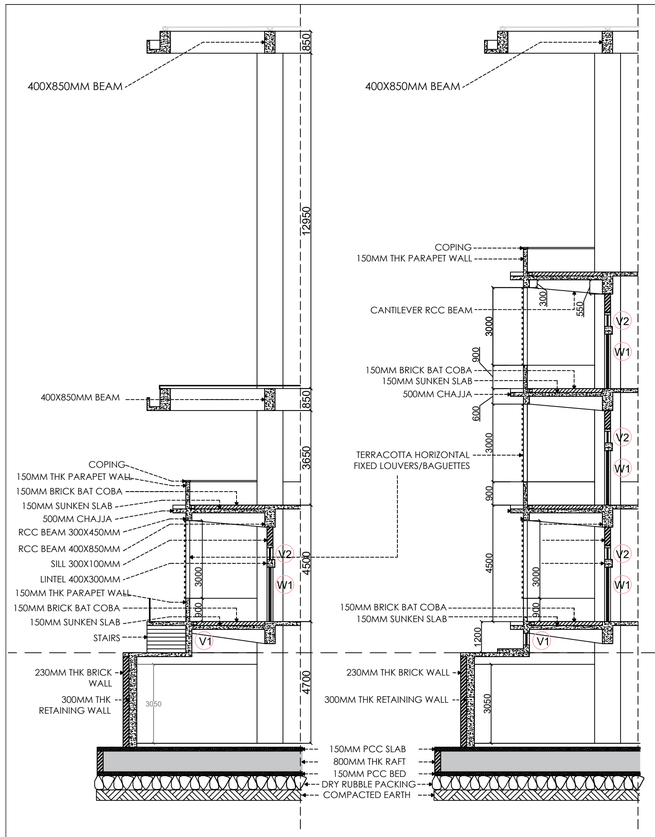

STRIP SECTION DD'

STRIP SECTION CC'

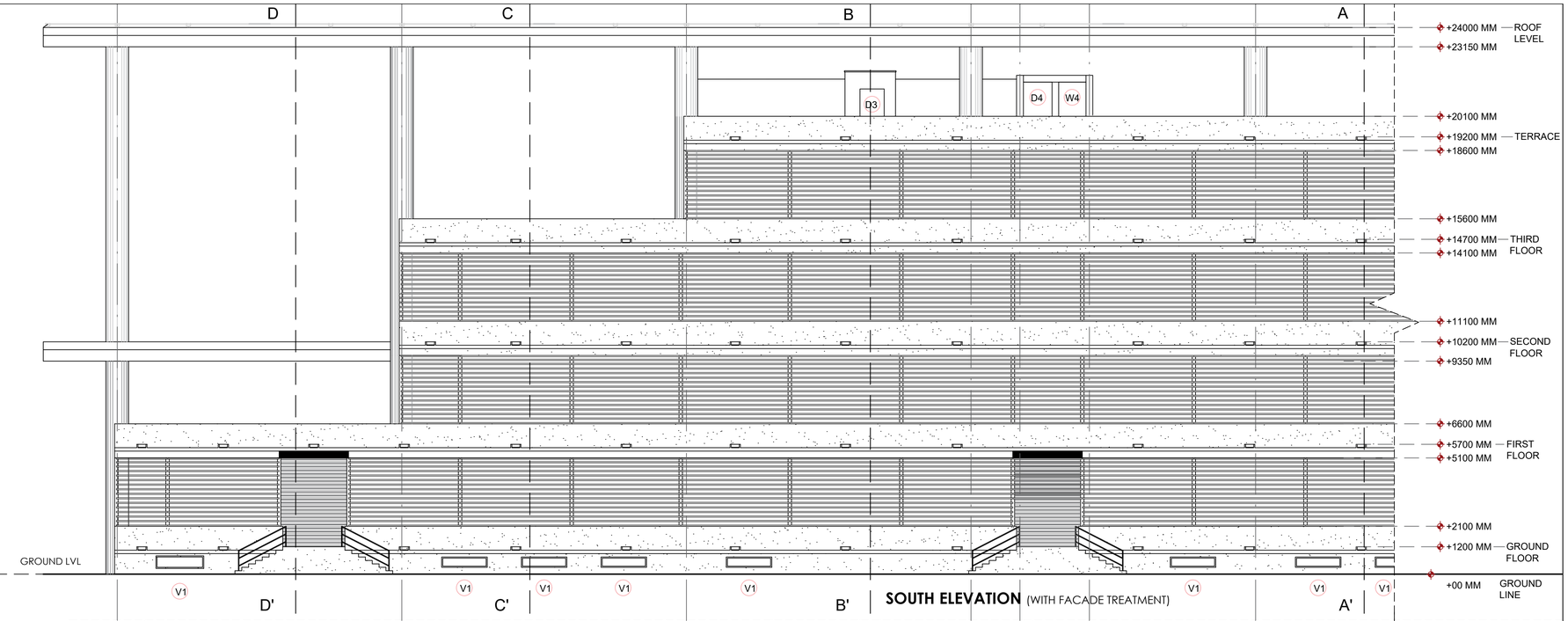

SOUTH ELEVATION (WITH FACADE TREATMENT)

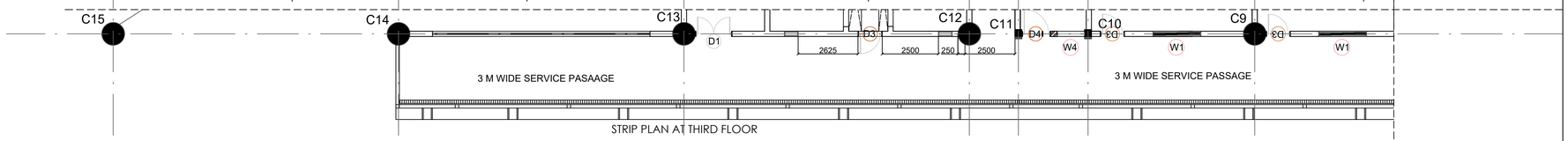

STRIP PLAN AT THIRD FLOOR

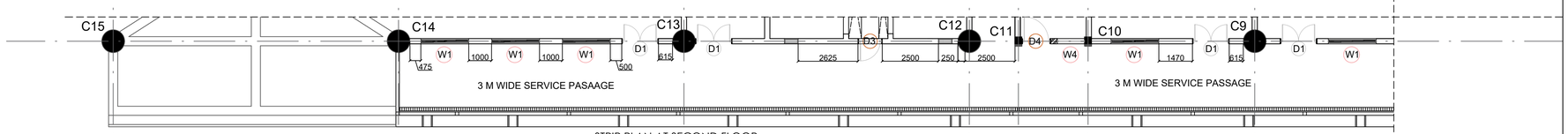

STRIP PLAN AT SECOND FLOOR

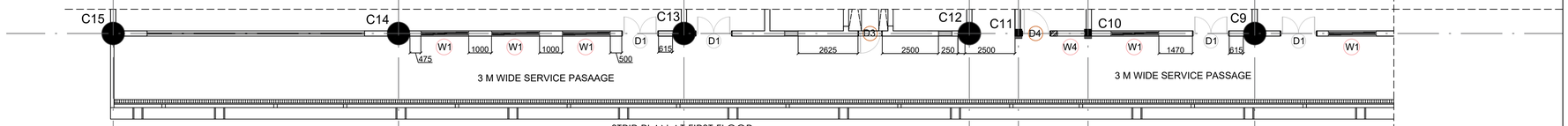

STRIP PLAN AT FIRST FLOOR

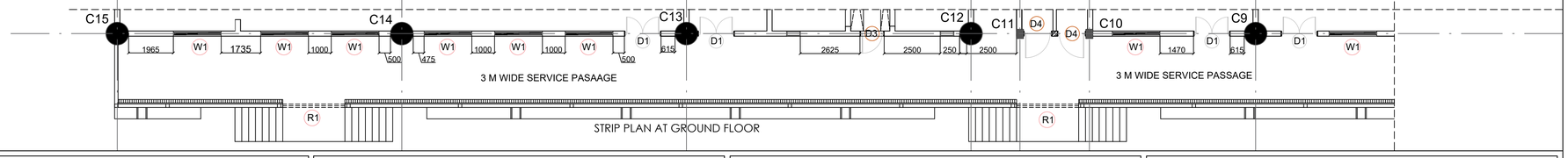

STRIP PLAN AT GROUND FLOOR

NOTE :
1) ALL DIMENSIONS ARE IN MM.
2) DO NOT SCALE DRAWINGS.
3) FOLLOW WRITTEN DIMENSIONS ONLY.
4) ALL DIMENSIONS ARE FOR UNFINISHED WALLS.
5) EXPOSED CONCRETE FINISH ON EXTERNAL SURFACE
5) ALL BRICK WALLS ARE 230MM THK.
6) DOOR D4 USED FOR FIRE ESCAPE STAIRCASE IS FIRE RATED DOOR FOR 60 MINUTES.
7) FLOOR FINISH FOR STAIRCASE IS ANTI STATIC FINISH TILES.
7) FOR R.C.C DETAILS REFER TO STRUCTURAL ENGINEER'S DRAWINGS.
8) ANY DISCREPANCIES IN DRAWING ARE TO BE BROUGHT TO THE NOTICE OF THE ARCHITECT IN WRITING BEFORE EXECUTION ON SITE.

KEY PLAN

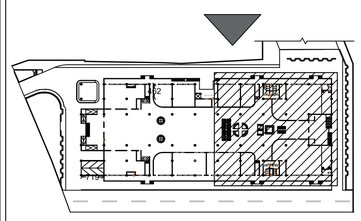

SCHEDULE OF FINISHES

WALL FINISHES :

	DESCRIPTION
WF1	SMOOTH FINISH OFF-WHITE PLASTER WITH WALL CARE PUTTY FINISHED WITH ONE COAT OF PRIMER AND THREE COATS OF EMULSION PAINT.

FLOOR FINISHES :

	DESCRIPTION
F1	3 MM POLISHED GRAY CONCRETE FINISH
F2	ANTI SKID FINISH MOSAIC TILES 300 X 300 LAID OVER 1:3 CEMENT RATIO.

CEILING FINISHES :

	DESCRIPTION
C1	SMOOTH FINISH PLASTER WITH WALL CARE PUTTY FINISHED WITH ONE COAT OF PRIMER, THREE COATS OF EMULSION PAINT.
C2	FALSE CEILING OF ACRYLIC SHEET

DOOR SCHEDULE

TYPE	DESCRIPTION	HEIGHT	WIDTH	NO.S
D1	35MM THK. DOUBLE LEAF FLUSH DOOR WITH TIMBER FRAME.	2150	1600	
D2	25MM THK. SINGLE LEAF FLUSH DOOR WITH METAL FRAME.	2150	960	
D3	35MM THK. SINGLE LEAF FLUSH DOOR WITH METAL FRAME.	2150	1060	
D4	35MM THK. SINGLE LEAF FLUSH DOOR WITH METAL FRAME.	2150	1260	
D5	DOUBLE LEAF SLIDING VINYL GLASS DOOR WITH 12MM THK. TOUGHENED GLASS AND 12MM FIXED GLASS	2150	1060	
R1	COLD STEEL ROLLED ROLLING SHUTTER	3900	2900	

VENTILATOR SCHEDULE

TYPE	DESCRIPTION	HEIGHT	WIDTH	SILL	NO.S
V1	6MM THK. GLASS LOUVERED VENTILATOR	450	2000	300	
V2	6MM THK. GLASS LOUVERED VENTILATOR	450	1610	3200	
V3	6MM THK. GLASS LOUVERED VENTILATOR	450	1200	3200	

WINDOW SCHEDULE

TYPE	DESCRIPTION	HEIGHT	WIDTH	SILL	NO.S
W1	12 MM THK. GLASS 4 TRACK SLIDING ALUMINIUM WINDOW	1250	2100	900	
W2	ALUMINIUM LOUVERS WINDOW	650	600	1500	
W3	8MM THK. FIXED GLASS	2400	2100	100	
W4	16MM THK. 2 TRACK SLIDING GLASS WINDOW	1250	1200	900	

SHEET TITLE : NORTH ELEVATION

NAME - VAIBHAV KADAM

ROLL NUMBER - 1835

T.Y. B. ARCH - (SEM - VI)

WORKING DRAWING

SIR J.J. COLLEGE OF ARCHITECTURE.

PROJECT DETAILS :
PROPOSED CONSTRUCTION OF MALL AT BYCULLA.

DATE : 21/05/2021

SCALE : 1:100

SIGNATURE AND STAMP

N

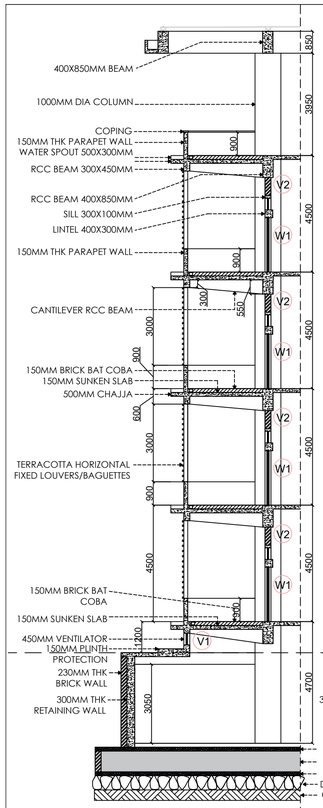

STRIP SECTION CC'

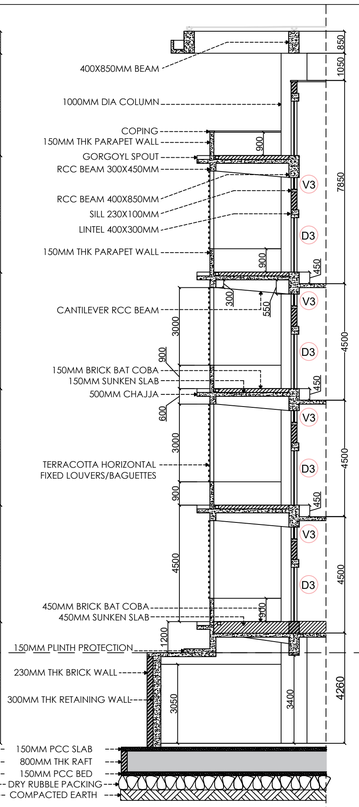

STRIP SECTION AA'

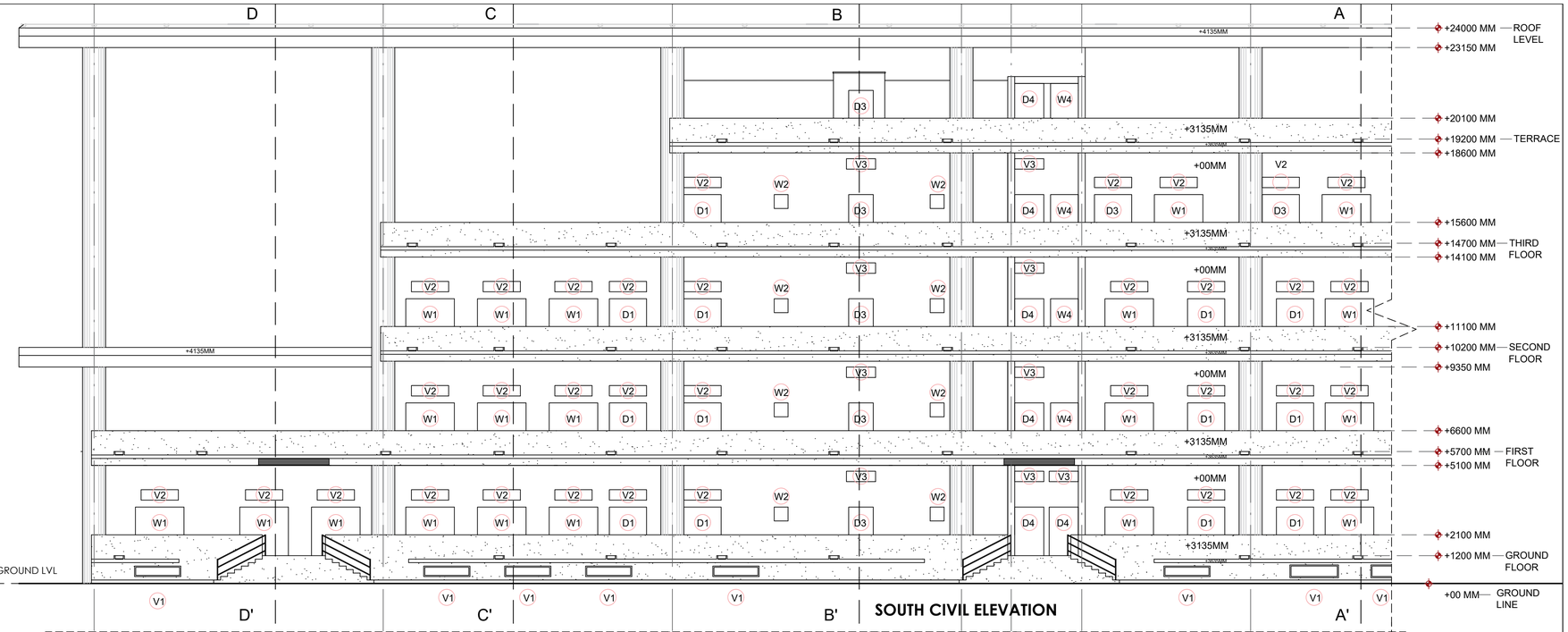

SOUTH CIVIL ELEVATION

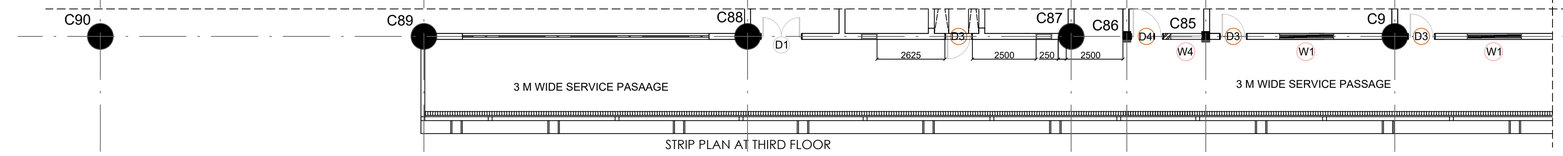

STRIP PLAN AT THIRD FLOOR

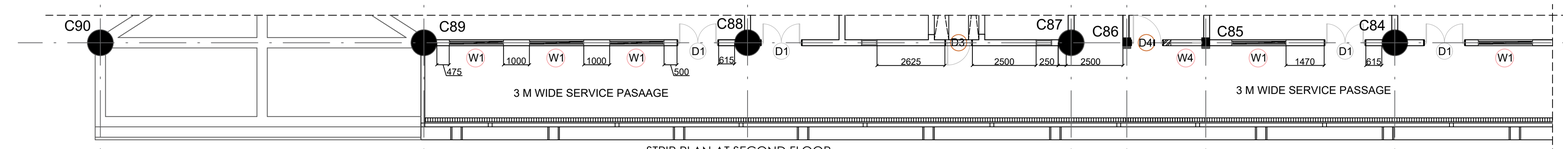

STRIP PLAN AT SECOND FLOOR

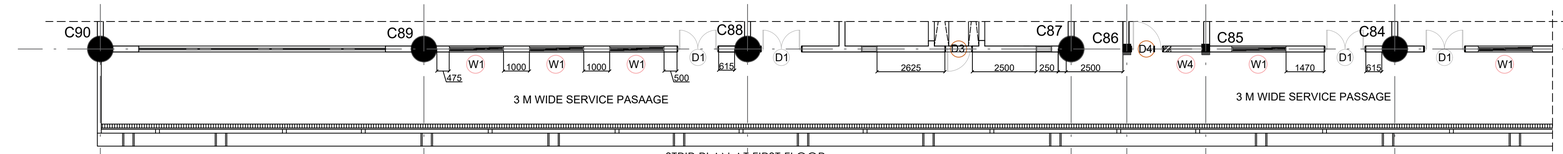

STRIP PLAN AT FIRST FLOOR

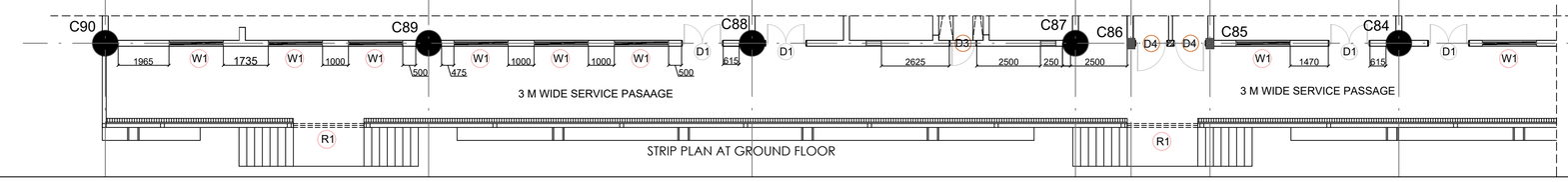

STRIP PLAN AT GROUND FLOOR

NOTE :
1) ALL DIMENSIONS ARE IN MM.
2) DO NOT SCALE DRAWINGS.
3) FOLLOW WRITTEN DIMENSIONS ONLY.
4) ALL DIMENSIONS ARE FOR UNFINISHED WALLS.
5) EXPOSED CONCRETE FINISH ON EXTERNAL SURFACE
5) ALL BRICK WALLS ARE 230MM THK.
6) DOOR D4 USED FOR FIRE ESCAPE STAIRCASE IS FIRE RATED DOOR FOR 60 MINUTES.
7) FLOOR FINISH FOR STAIRCASE IS ANTI STATIC FINISH TILES.
7) FOR R.C.C DETAILS REFER TO STRUCTURAL ENGINEER'S DRAWINGS.
8) ANY DISCREPANCIES IN DRAWING ARE TO BE BROUGHT TO THE NOTICE OF THE ARCHITECT IN WRITING BEFORE EXECUTION ON SITE.

KEY PLAN

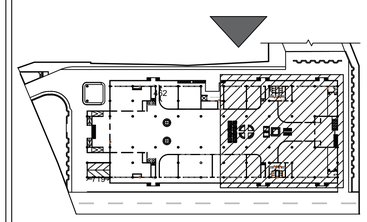

SCHEDULE OF FINISHES

WALL FINISHES :

	DESCRIPTION
WF1	SMOOTH FINISH OFF-WHITE PLASTER WITH WALL CARE PUTTY FINISHED WITH ONE COAT OF PRIMER AND THREE COATS OF EMULSION PAINT.

FLOOR FINISHES :

	DESCRIPTION
F1	3 MM POLISHED GRAY CONCRETE FINISH
F2	ANTI SKID FINISH MOSAIC TILES 300 X 300 LAID OVER 1:3 CEMENT RATIO.

CEILING FINISHES :

	DESCRIPTION
C1	SMOOTH FINISH PLASTER WITH WALL CARE PUTTY FINISHED WITH ONE COAT OF PRIMER, THREE COATS OF EMULSION PAINT.
C2	FALSE CEILING OF ACRYLIC SHEET

DOOR SCHEDULE

TYPE	DESCRIPTION	HEIGHT	WIDTH	NO.S
D1	35MM THK. DOUBLE LEAF FLUSH DOOR WITH TIMBER FRAME.	2150	1600	
D2	25MM THK. SINGLE LEAF FLUSH DOOR WITH METAL FRAME.	2150	960	
D3	35MM THK. SINGLE LEAF FLUSH DOOR WITH METAL FRAME.	2150	1060	
D4	35MM THK. SINGLE LEAF FLUSH DOOR WITH METAL FRAME.	2150	1260	
D5	DOUBLE LEAF SLIDING VINYL GLASS DOOR WITH 12MM THK. TOUGHENED GLASS AND 12MM FIXED GLASS	2150	1060	
R1	COLD STEEL ROLLED ROLLING SHUTTER	3900	2900	

VENTILATOR SCHEDULE

TYPE	DESCRIPTION	HEIGHT	WIDTH	SILL	NO.S
V1	6MM THK. GLASS LOUVERED VENTILATOR	450	2000	300	
V2	6MM THK. GLASS LOUVERED VENTILATOR	450	1610	3200	
V3	6MM THK. GLASS LOUVERED VENTILATOR	450	1200	3200	

WINDOW SCHEDULE

TYPE	DESCRIPTION	HEIGHT	WIDTH	SILL	NO.S
W1	12 MM THK. GLASS 4 TRACK SLIDING ALUMINIUM WINDOW	1250	2100	900	
W2	ALUMINIUM LOUVERS WINDOW	650	600	1500	
W3	8MM THK. FIXED GLASS	2400	2100	100	
W4	16MM THK. 2 TRACK SLIDING GLASS WINDOW	1250	1200	900	

SHEET TITLE : NORTH CIVIL ELEVATION

NAME - VAIBHAV KADAM

ROLL NUMBER - 1835

T.Y. B. ARCH - (SEM - VI) | WORKING DRAWING

SIR J.J. COLLEGE OF ARCHITECTURE.

PROJECT DETAILS :
PROPOSED CONSTRUCTION OF MALL AT BYCULLA.

DATE : 21/05/2021 | SCALE : 1:100

SIGNATURE AND STAMP

N

NORTH ELEVATION (WITH FACADE TREATMENT)

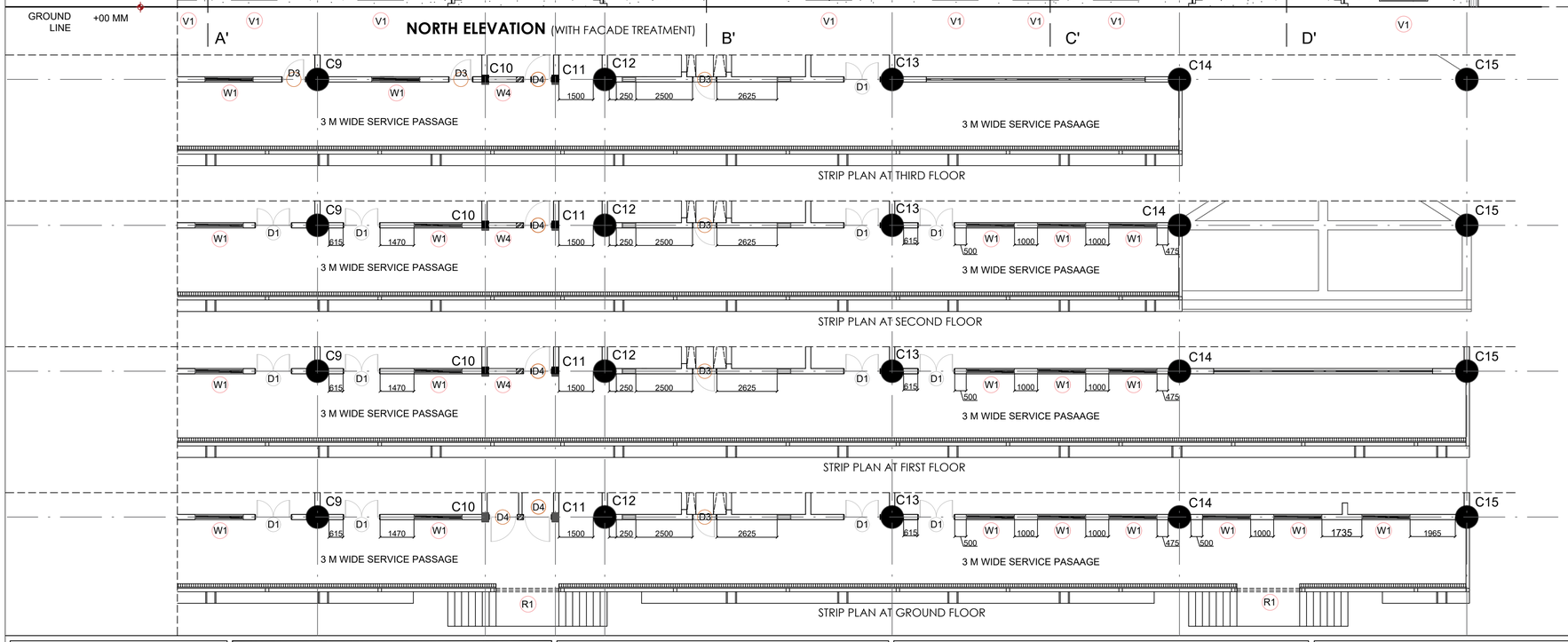

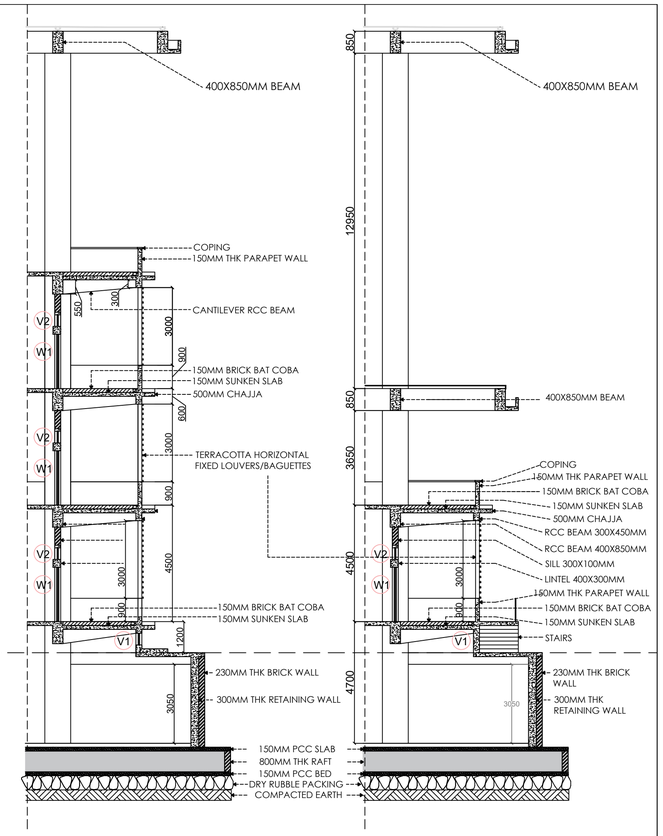

STRIP SECTION CC'

STRIP SECTION DD'

NOTE :
1) ALL DIMENSIONS ARE IN MM.
2) DO NOT SCALE DRAWINGS.
3) FOLLOW WRITTEN DIMENSIONS ONLY.
4) ALL DIMENSIONS ARE FOR UNFINISHED WALLS.
5) EXPOSED CONCRETE FINISH ON EXTERNAL SURFACE
5) ALL BRICK WALLS ARE 230MM THK.
6) DOOR D4 USED FOR FIRE ESCAPE STAIRCASE IS FIRE RATED DOOR FOR 60 MINUTES.
7) FLOOR FINISH FOR STAIRCASE IS ANTI STATIC FINISH TILES.
7) FOR R.C.C DETAILS REFER TO STRUCTURAL ENGINEER'S DRAWINGS.
8) ANY DISCREPANCIES IN DRAWING ARE TO BE BROUGHT TO THE NOTICE OF THE ARCHITECT IN WRITING BEFORE EXECUTION ON SITE.

KEY PLAN

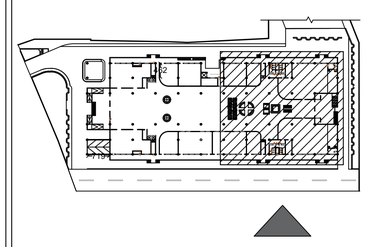

SCHEDULE OF FINISHES

WALL FINISHES :	
	DESCRIPTION
WF1	SMOOTH FINISH OFF-WHITE PLASTER WITH WALL CARE PUTTY FINISHED WITH ONE COAT OF PRIMER AND THREE COATS OF EMULSION PAINT.

FLOOR FINISHES :	
	DESCRIPTION
F1	3 MM POLISHED GRAY CONCRETE FINISH
F2	ANTI SKID FINISH MOSAIC TILES 300 X 300 LAID OVER 1:3 CEMENT RATIO.

CEILING FINISHES :	
	DESCRIPTION
C1	SMOOTH FINISH PLASTER WITH WALL CARE PUTTY FINISHED WITH ONE COAT OF PRIMER, THREE COATS OF EMULSION PAINT.
C2	FALSE CEILING OF ACRYLIC SHEET

DOOR SCHEDULE

TYPE	DESCRIPTION	HEIGHT	WIDTH	NO.S
D1	35MM THK. DOUBLE LEAF FLUSH DOOR WITH TIMBER FRAME.	2150	1600	
D2	25MM THK. SINGLE LEAF FLUSH DOOR WITH METAL FRAME.	2150	960	
D3	35MM THK. SINGLE LEAF FLUSH DOOR WITH METAL FRAME.	2150	1060	
D4	35MM THK. SINGLE LEAF FLUSH DOOR WITH METAL FRAME.	2150	1260	
D5	DOUBLE LEAF SLIDING VINYL GLASS DOOR WITH 12MM THK. TOUGHENED GLASS AND 12MM FIXED GLASS	2150	1060	
R1	COLD STEEL ROLLED ROLLING SHUTTER	3900	2900	

VENTILATOR SCHEDULE

TYPE	DESCRIPTION	HEIGHT	WIDTH	SILL	NO.S
V1	6MM THK. GLASS LOUVERED VENTILATOR	450	2000	300	
V2	6MM THK. GLASS LOUVERED VENTILATOR	450	1610	3200	
V3	6MM THK. GLASS LOUVERED VENTILATOR	450	1200	3200	

WINDOW SCHEDULE

TYPE	DESCRIPTION	HEIGHT	WIDTH	SILL	NO.S
W1	12 MM THK. GLASS 4 TRACK SLIDING ALUMINIUM WINDOW	1250	2100	900	
W2	ALUMINIUM LOUVERS WINDOW	650	600	1500	
W3	8MM THK. FIXED GLASS	2400	2100	100	
W4	16MM THK. 2 TRACK SLIDING GLASS WINDOW	1250	1200	900	

SHEET TITLE : SOUTH ELEVATION

NAME - VAIBHAV KADAM

ROLL NUMBER - 1835

T.Y. B. ARCH - (SEM - VI) | WORKING DRAWING

SIR J.J. COLLEGE OF ARCHITECTURE.

PROJECT DETAILS :
PROPOSED CONSTRUCTION OF MALL AT BYCULLA.

DATE : 21/05/2021 | SCALE : 1:100

SIGNATURE AND STAMP

N

NORTH CIVIL ELEVATION

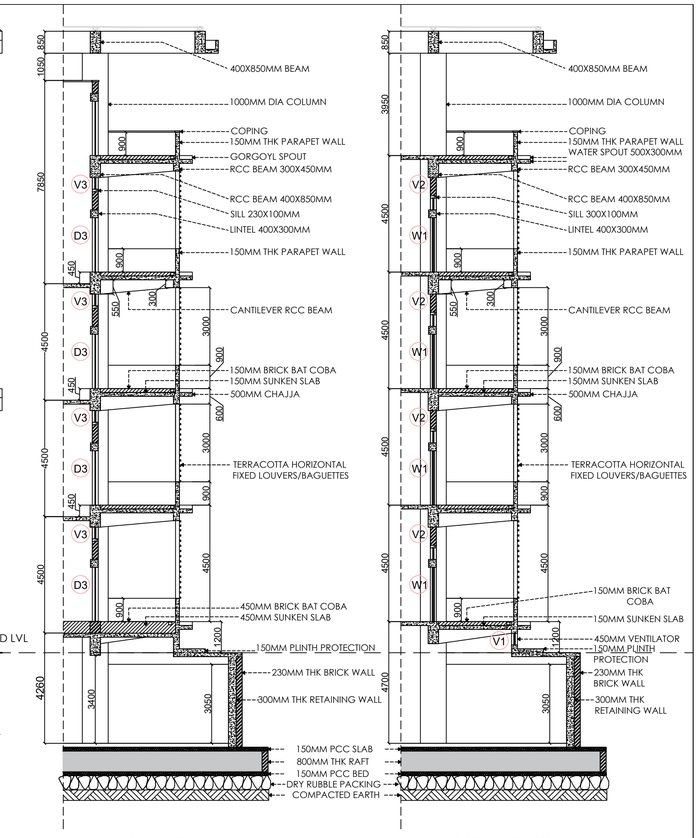

STRIP SECTION AA'

STRIP SECTION CC'

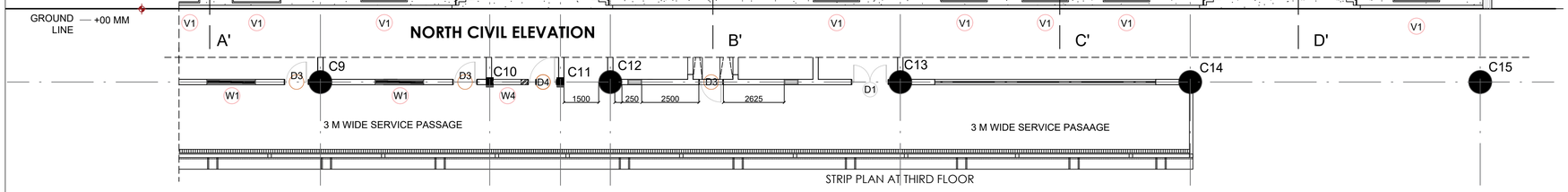

STRIP PLAN AT THIRD FLOOR

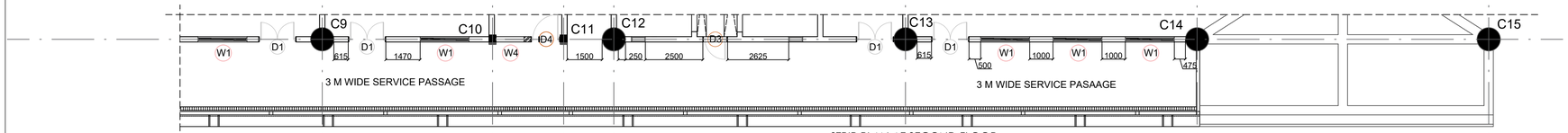

STRIP PLAN AT SECOND FLOOR

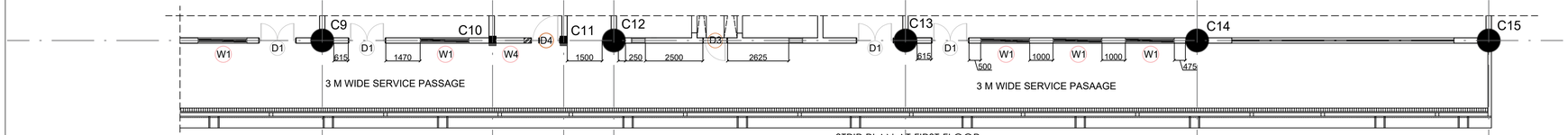

STRIP PLAN AT FIRST FLOOR

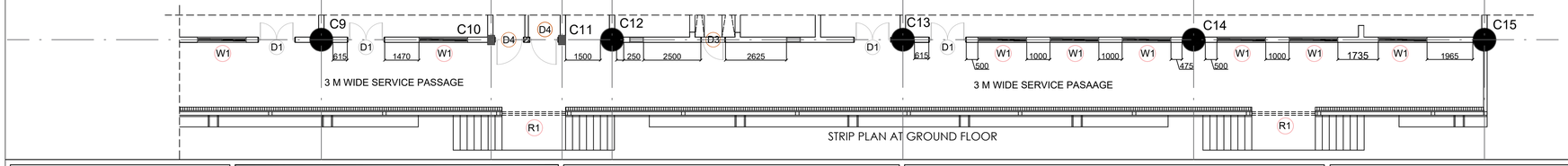

STRIP PLAN AT GROUND FLOOR

NOTE :
1) ALL DIMENSIONS ARE IN MM.
2) DO NOT SCALE DRAWINGS.
3) FOLLOW WRITTEN DIMENSIONS ONLY.
4) ALL DIMENSIONS ARE FOR UNFINISHED WALLS.
5) EXPOSED CONCRETE FINISH ON EXTERNAL SURFACE
5) ALL BRICK WALLS ARE 230MM THK.
6) DOOR D4 USED FOR FIRE ESCAPE STAIRCASE IS FIRE RATED DOOR FOR 60 MINUTES.
7) FLOOR FINISH FOR STAIRCASE IS ANTI STATIC FINISH TILES.
7) FOR R.C.C DETAILS REFER TO STRUCTURAL ENGINEER'S DRAWINGS.
8) ANY DISCREPANCIES IN DRAWING ARE TO BE BROUGHT TO THE NOTICE OF THE ARCHITECT IN WRITING BEFORE EXECUTION ON SITE.

KEY PLAN

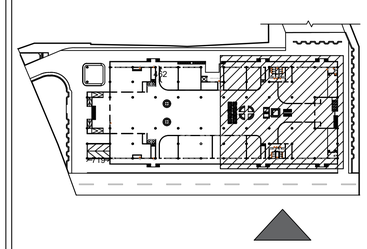

SCHEDULE OF FINISHES

WALL FINISHES :

	DESCRIPTION
WF1	SMOOTH FINISH OFF-WHITE PLASTER WITH WALL CARE PUTTY FINISHED WITH ONE COAT OF PRIMER AND THREE COATS OF EMULSION PAINT.

FLOOR FINISHES :

	DESCRIPTION
F1	3 MM POLISHED GRAY CONCRETE FINISH
F2	ANTI SKID FINISH MOSAIC TILES 300 X 300 LAID OVER 1:3 CEMENT RATIO.

CEILING FINISHES :

	DESCRIPTION
C1	SMOOTH FINISH PLASTER WITH WALL CARE PUTTY FINISHED WITH ONE COAT OF PRIMER, THREE COATS OF EMULSION PAINT.
C2	FALSE CEILING OF ACRYLIC SHEET

DOOR SCHEDULE

TYPE	DESCRIPTION	HEIGHT	WIDTH	NO.S
D1	35MM THK. DOUBLE LEAF FLUSH DOOR WITH TIMBER FRAME.	2150	1600	
D2	25MM THK. SINGLE LEAF FLUSH DOOR WITH METAL FRAME.	2150	960	
D3	35MM THK. SINGLE LEAF FLUSH DOOR WITH METAL FRAME.	2150	1060	
D4	35MM THK. SINGLE LEAF FLUSH DOOR WITH METAL FRAME.	2150	1260	
D5	DOUBLE LEAF SLIDING VINYL GLASS DOOR WITH 12MM THK. TOUGHENED GLASS AND 12MM FIXED GLASS	2150	1060	
R1	COLD STEEL ROLLED ROLLING SHUTTER	3900	2900	

VENTILATOR SCHEDULE

TYPE	DESCRIPTION	HEIGHT	WIDTH	SILL	NO.S
V1	6MM THK. GLASS LOUVERED VENTILATOR	450	2000	300	
V2	6MM THK. GLASS LOUVERED VENTILATOR	450	1610	3200	
V3	6MM THK. GLASS LOUVERED VENTILATOR	450	1200	3200	

WINDOW SCHEDULE

TYPE	DESCRIPTION	HEIGHT	WIDTH	SILL	NO.S
W1	12 MM THK. GLASS 4 TRACK SLIDING ALUMINIUM WINDOW	1250	2100	900	
W2	ALUMINIUM LOUVERS WINDOW	650	600	1500	
W3	8MM THK. FIXED GLASS	2400	2100	100	
W4	16MM THK. 2 TRACK SLIDING GLASS WINDOW	1250	1200	900	

SHEET TITLE : SOUTH CIVIL ELEVATION

NAME - VAIBHAV KADAM

ROLL NUMBER - 1835

T.Y. B. ARCH - (SEM - VI) | WORKING DRAWING

SIR J.J. COLLEGE OF ARCHITECTURE.

PROJECT DETAILS :
PROPOSED CONSTRUCTION OF MALL AT BYCULLA.

DATE : 21/05/2021 | SCALE : 1:100

SIGNATURE AND STAMP

N

EAST ELEVATION

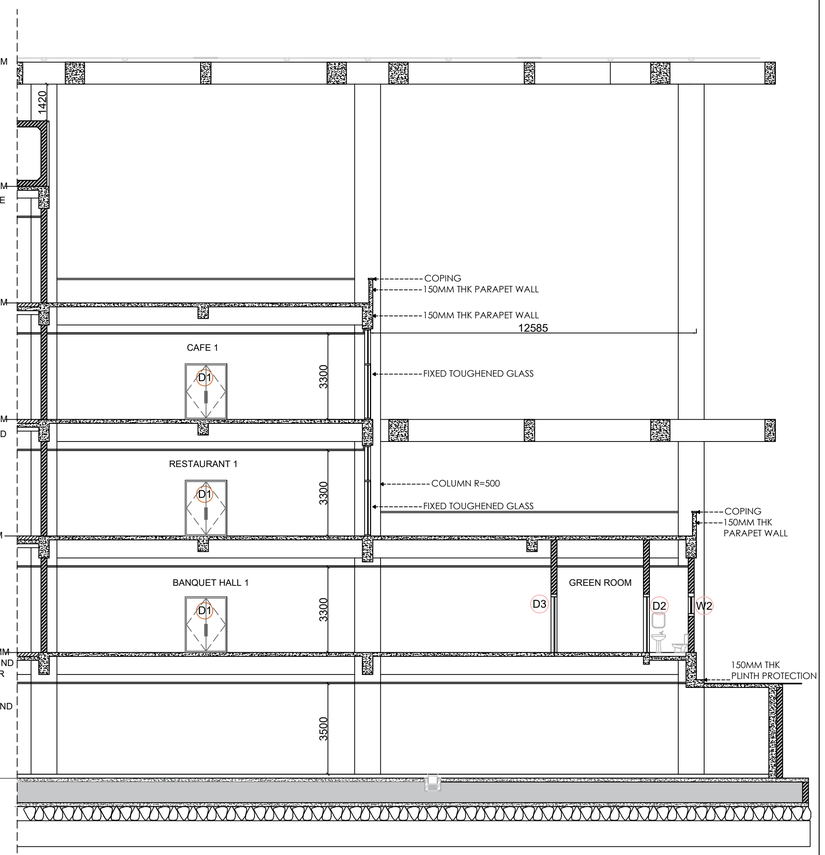

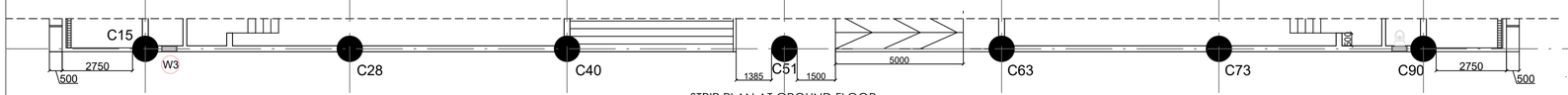

STRIP PLAN AT GROUND FLOOR

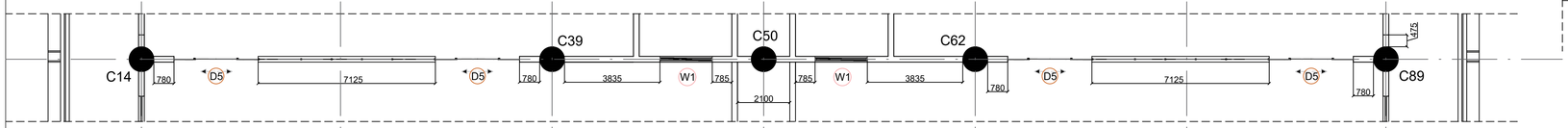

STRIP PLAN AT FIRST FLOOR

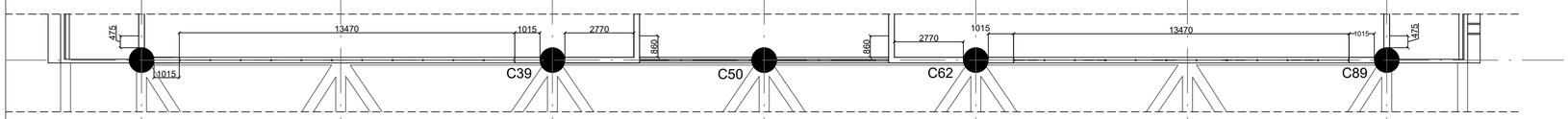

STRIP PLAN AT SECOND FLOOR

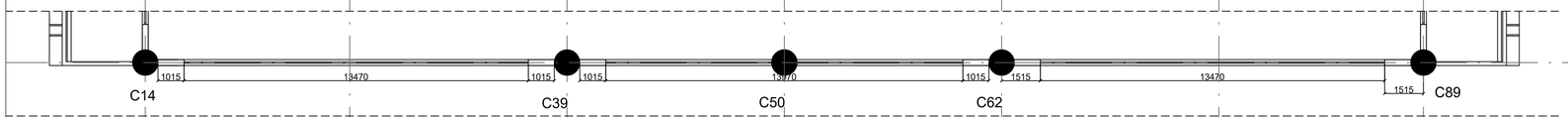

STRIP PLAN AT THIRD FLOOR

NOTE :
1) ALL DIMENSIONS ARE IN MM.
2) DO NOT SCALE DRAWINGS.
3) FOLLOW WRITTEN DIMENSIONS ONLY.
4) ALL DIMENSIONS ARE FOR UNFINISHED WALLS.
5) EXPOSED CONCRETE FINISH ON EXTERNAL SURFACE
5) ALL BRICK WALLS ARE 230MM THK.
6) DOOR D4 USED FOR FIRE ESCAPE STAIRCASE IS FIRE RATED DOOR FOR 60 MINUTES.
7) FLOOR FINISH FOR STAIRCASE IS ANTI STATIC FINISH TILES.
7) FOR R.C.C DETAILS REFER TO STRUCTURAL ENGINEER'S DRAWINGS.
8) ANY DISCREPANCIES IN DRAWING ARE TO BE BROUGHT TO THE NOTICE OF THE ARCHITECT IN WRITING BEFORE EXECUTION ON SITE.

KEY PLAN

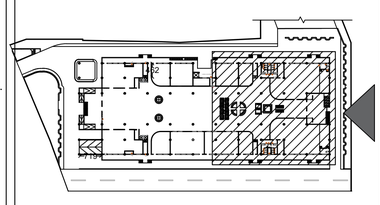

SCHEDULE OF FINISHES

WALL FINISHES :	
	DESCRIPTION
WF1	SMOOTH FINISH OFF-WHITE PLASTER WITH WALL CARE PUTTY FINISHED WITH ONE COAT OF PRIMER AND THREE COATS OF EMULSION PAINT.

FLOOR FINISHES :	
	DESCRIPTION
F1	3 MM POLISHED GRAY CONCRETE FINISH
F2	ANTI SKID FINISH MOSAIC TILES 300 X 300 LAID OVER 1:3 CEMENT RATIO.

CEILING FINISHES :	
	DESCRIPTION
C1	SMOOTH FINISH PLASTER WITH WALL CARE PUTTY FINISHED WITH ONE COAT OF PRIMER, THREE COATS OF EMULSION PAINT.
C2	FALSE CEILING OF ACRYLIC SHEET

DOOR SCHEDULE

TYPE	DESCRIPTION	HEIGHT	WIDTH	NO.S
D1	35MM THK. DOUBLE LEAF FLUSH DOOR WITH TIMBER FRAME.	2150	1600	
D2	25MM THK. SINGLE LEAF FLUSH DOOR WITH METAL FRAME.	2150	960	
D3	35MM THK. SINGLE LEAF FLUSH DOOR WITH METAL FRAME.	2150	1060	
D4	35MM THK. SINGLE LEAF FLUSH DOOR WITH METAL FRAME.	2150	1260	
D5	DOUBLE LEAF SLIDING VINYL GLASS DOOR WITH 12MM THK. TOUGHENED GLASS AND 12MM FIXED GLASS	2150	1060	
R1	COLD STEEL ROLLED ROLLING SHUTTER	3900	2900	

VENTILATOR SCHEDULE

TYPE	DESCRIPTION	HEIGHT	WIDTH	SILL	NO.S
V1	6MM THK. GLASS LOUVERED VENTILATOR	450	2000	300	
V2	6MM THK. GLASS LOUVERED VENTILATOR	450	1610	3200	
V3	6MM THK. GLASS LOUVERED VENTILATOR	450	1200	3200	

WINDOW SCHEDULE

TYPE	DESCRIPTION	HEIGHT	WIDTH	SILL	NO.S
W1	12 MM THK. GLASS 4 TRACK SLIDING ALUMINIUM WINDOW	1250	2100	900	
W2	ALUMINIUM LOUVERS WINDOW	650	600	1500	
W3	8MM THK. FIXED GLASS	2400	2100	100	
W4	16MM THK. 2 TRACK SLIDING GLASS WINDOW	1250	1200	900	

SHEET TITLE : EAST ELEVATION

NAME - VAIBHAV KADAM

ROLL NUMBER - 1835

T.Y. B. ARCH - (SEM - VI) | WORKING DRAWING

SIR J.J. COLLEGE OF ARCHITECTURE.

PROJECT DETAILS :
PROPOSED CONSTRUCTION OF MALL AT BYCULLA.

DATE : 21/05/2021 | SCALE : 1:100

SIGNATURE AND STAMP

N

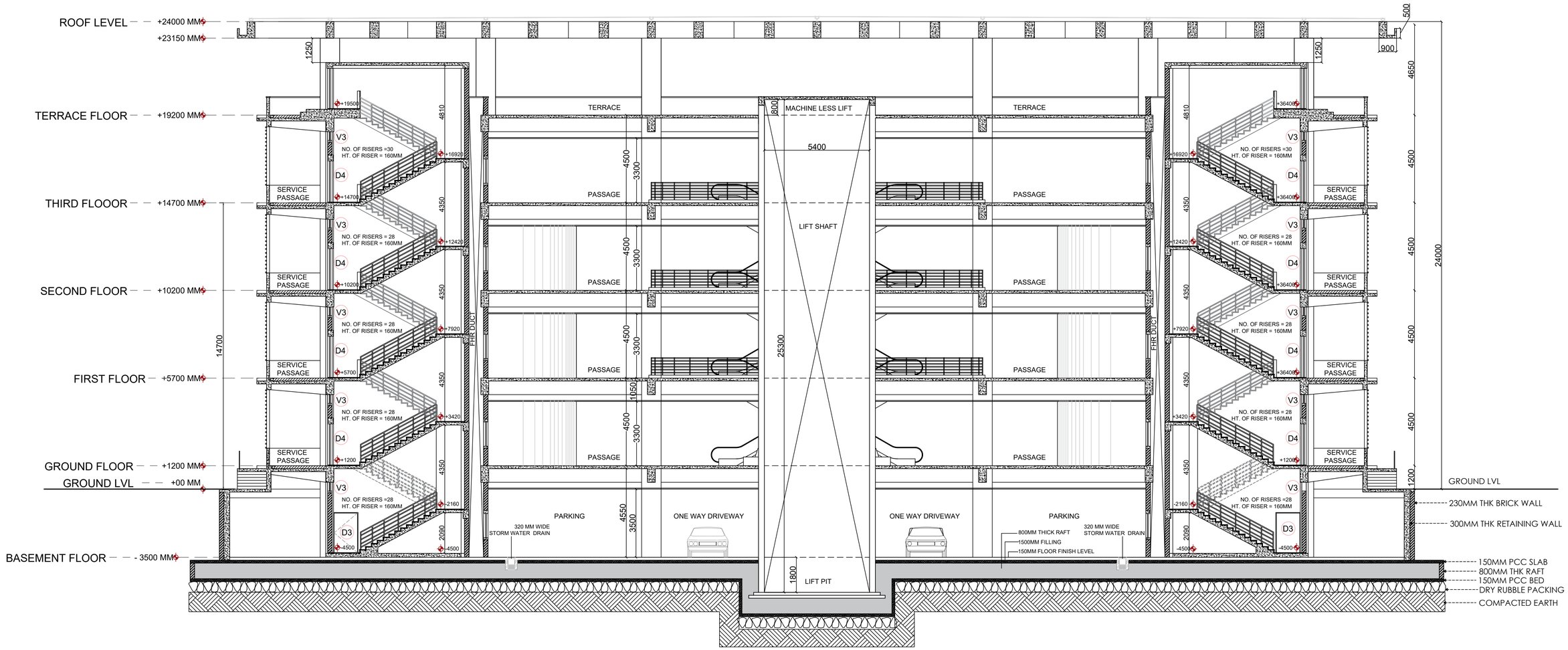

NOTE :
1) ALL DIMENSIONS ARE IN MM.
2) DO NOT SCALE DRAWINGS.
3) FOLLOW WRITTEN DIMENSIONS ONLY.
4) ALL DIMENSIONS ARE FOR UNFINISHED WALLS.
5) EXPOSED CONCRETE FINISH ON EXTERNAL SURFACE
5) ALL BRICK WALLS ARE 230MM THK.
6) DOOR D4 USED FOR FIRE ESCAPE STAIRCASE IS FIRE RATED DOOR FOR 60 MINUTES.
7) FLOOR FINISH FOR STAIRCASE IS ANTI STATIC FINISH TILES.
7) FOR R.C.C DETAILS REFER TO STRUCTURAL ENGINEER'S DRAWINGS.
8) ANY DISCREPANCIES IN DRAWING ARE TO BE BROUGHT TO THE NOTICE OF THE ARCHITECT IN WRITING BEFORE EXECUTION ON SITE.

KEY PLAN

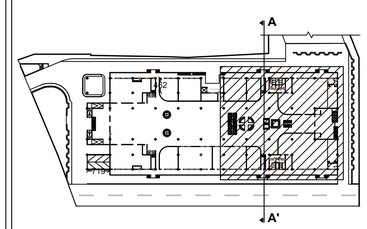

SCHEDULE OF FINISHES

WALL FINISHES :

	DESCRIPTION
WF1	SMOOTH FINISH OFF-WHITE PLASTER WITH WALL CARE PUTTY FINISHED WITH ONE COAT OF PRIMER AND THREE COATS OF EMULSION PAINT.

FLOOR FINISHES :

	DESCRIPTION
F1	3 MM POLISHED GRAY CONCRETE FINISH
F2	ANTI SKID FINISH MOSAIC TILES 300 X 300 LAID OVER 1:3 CEMENT RATIO.

CEILING FINISHES :

	DESCRIPTION
C1	SMOOTH FINISH PLASTER WITH WALL CARE PUTTY FINISHED WITH ONE COAT OF PRIMER, THREE COATS OF EMULSION PAINT.
C2	FALSE CEILING OF ACRYLIC SHEET

DOOR SCHEDULE

TYPE	DESCRIPTION	HEIGHT	WIDTH	NO.S
D1	35MM THK. DOUBLE LEAF FLUSH DOOR WITH TIMBER FRAME.	2150	1600	
D2	25MM THK. SINGLE LEAF FLUSH DOOR WITH METAL FRAME.	2150	960	
D3	35MM THK. SINGLE LEAF FLUSH DOOR WITH METAL FRAME.	2150	1060	
D4	35MM THK. SINGLE LEAF FLUSH DOOR WITH METAL FRAME.	2150	1260	
D5	DOUBLE LEAF SLIDING VINYL GLASS DOOR WITH 12MM THK. TOUGHENED GLASS AND 12MM FIXED GLASS	2150	1060	
R1	COLD STEEL ROLLED ROLLING SHUTTER	3900	2900	

VENTILATOR SCHEDULE

TYPE	DESCRIPTION	HEIGHT	WIDTH	SILL	NO.S
V1	6MM THK. GLASS LOUVERED VENTILATOR	450	2000	300	
V2	6MM THK. GLASS LOUVERED VENTILATOR	450	1610	3200	
V3	6MM THK. GLASS LOUVERED VENTILATOR	450	1200	3200	

WINDOW SCHEDULE

TYPE	DESCRIPTION	HEIGHT	WIDTH	SILL	NO.S
W1	12 MM THK. GLASS 4 TRACK SLIDING ALUMINIUM WINDOW	1250	2100	900	
W2	ALUMINIUM LOUVERS WINDOW	650	600	1500	
W3	8MM THK. FIXED GLASS	2400	2100	100	
W4	16MM THK. 2 TRACK SLIDING GLASS WINDOW	1250	1200	900	

SHEET TITLE : SECTION AA'

NAME - VAIBHAV KADAM

ROLL NUMBER - 1835

T.Y. B. ARCH - (SEM - VI) | WORKING DRAWING

SIR J.J. COLLEGE OF ARCHITECTURE.

PROJECT DETAILS :
PROPOSED CONSTRUCTION OF MALL AT BYCULLA.

DATE : 21/05/2021 | SCALE : 1:100

SIGNATURE AND STAMP

N

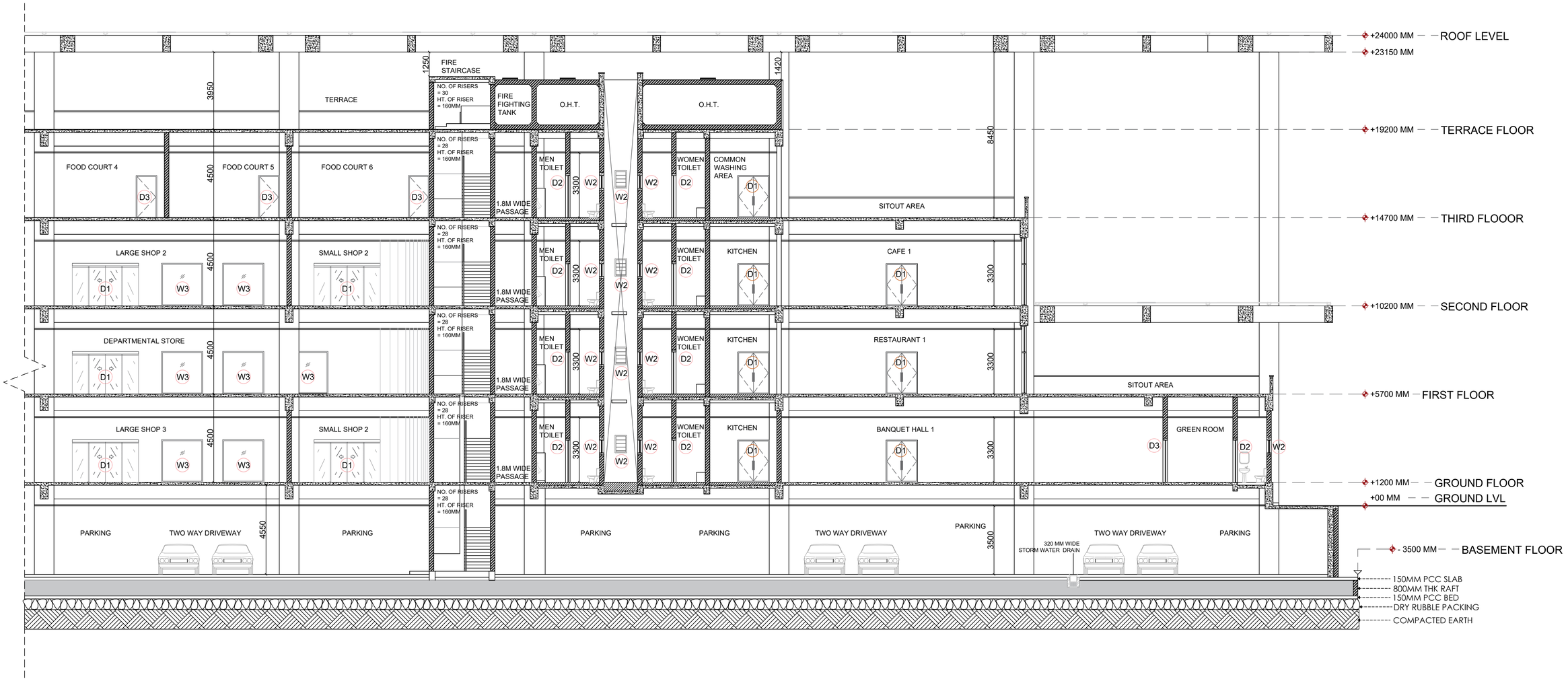

NOTE :
1) ALL DIMENSIONS ARE IN MM.
2) DO NOT SCALE DRAWINGS.
3) FOLLOW WRITTEN DIMENSIONS ONLY.
4) ALL DIMENSIONS ARE FOR UNFINISHED WALLS.
5) EXPOSED CONCRETE FINISH ON EXTERNAL SURFACE
5) ALL BRICK WALLS ARE 230MM THK.
6) DOOR D4 USED FOR FIRE ESCAPE STAIRCASE IS FIRE RATED DOOR FOR 60 MINUTES.
7) FLOOR FINISH FOR STAIRCASE IS ANTI STATIC FINISH TILES.
7) FOR R.C.C DETAILS REFER TO STRUCTURAL ENGINEER'S DRAWINGS.
8) ANY DISCREPANCIES IN DRAWING ARE TO BE BROUGHT TO THE NOTICE OF THE ARCHITECT IN WRITING BEFORE EXECUTION ON SITE.

KEY PLAN

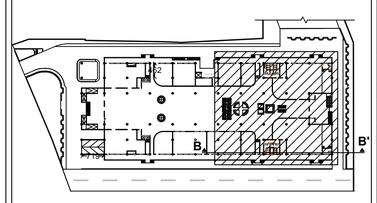

SCHEDULE OF FINISHES

WALL FINISHES :	
	DESCRIPTION
WF1	SMOOTH FINISH OFF-WHITE PLASTER WITH WALL CARE PUTTY FINISHED WITH ONE COAT OF PRIMER AND THREE COATS OF EMULSION PAINT.

FLOOR FINISHES :	
	DESCRIPTION
F1	3 MM POLISHED GRAY CONCRETE FINISH
F2	ANTI SKID FINISH MOSAIC TILES 300 X 300 LAID OVER 1:3 CEMENT RATIO.

CEILING FINISHES :	
	DESCRIPTION
C1	SMOOTH FINISH PLASTER WITH WALL CARE PUTTY FINISHED WITH ONE COAT OF PRIMER, THREE COATS OF EMULSION PAINT.
C2	FALSE CEILING OF ACRYLIC SHEET

DOOR SCHEDULE

TYPE	DESCRIPTION	HEIGHT	WIDTH	NO.S
D1	35MM THK. DOUBLE LEAF FLUSH DOOR WITH TIMBER FRAME.	2150	1600	
D2	25MM THK. SINGLE LEAF FLUSH DOOR WITH METAL FRAME.	2150	960	
D3	35MM THK. SINGLE LEAF FLUSH DOOR WITH METAL FRAME.	2150	1060	
D4	35MM THK. SINGLE LEAF FLUSH DOOR WITH METAL FRAME.	2150	1260	
D5	DOUBLE LEAF SLIDING VINYL GLASS DOOR WITH 12MM THK. TOUGHENED GLASS AND 12MM FIXED GLASS	2150	1060	
R1	COLD STEEL ROLLED ROLLING SHUTTER	3900	2900	

VENTILATOR SCHEDULE

TYPE	DESCRIPTION	HEIGHT	WIDTH	SILL	NO.S
V1	6MM THK. GLASS LOUVERED VENTILATOR	450	2000	300	
V2	6MM THK. GLASS LOUVERED VENTILATOR	450	1610	3200	
V3	6MM THK. GLASS LOUVERED VENTILATOR	450	1200	3200	

WINDOW SCHEDULE

TYPE	DESCRIPTION	HEIGHT	WIDTH	SILL	NO.S
W1	12 MM THK. GLASS 4 TRACK SLIDING ALUMINIUM WINDOW	1250	2100	900	
W2	ALUMINIUM LOUVERS WINDOW	650	600	1500	
W3	8MM THK. FIXED GLASS	2400	2100	100	
W4	16MM THK. 2 TRACK SLIDING GLASS WINDOW	1250	1200	900	

SHEET TITLE : SECTION BB'

NAME - VAIBHAV KADAM

ROLL NUMBER - 1835

T.Y. B. ARCH - (SEM - VI) | WORKING DRAWING

SIR J.J. COLLEGE OF ARCHITECTURE.

PROJECT DETAILS :
PROPOSED CONSTRUCTION OF MALL AT BYCULLA.

DATE : 21/05/2021 | SCALE : 1:100

SIGNATURE AND STAMP

N

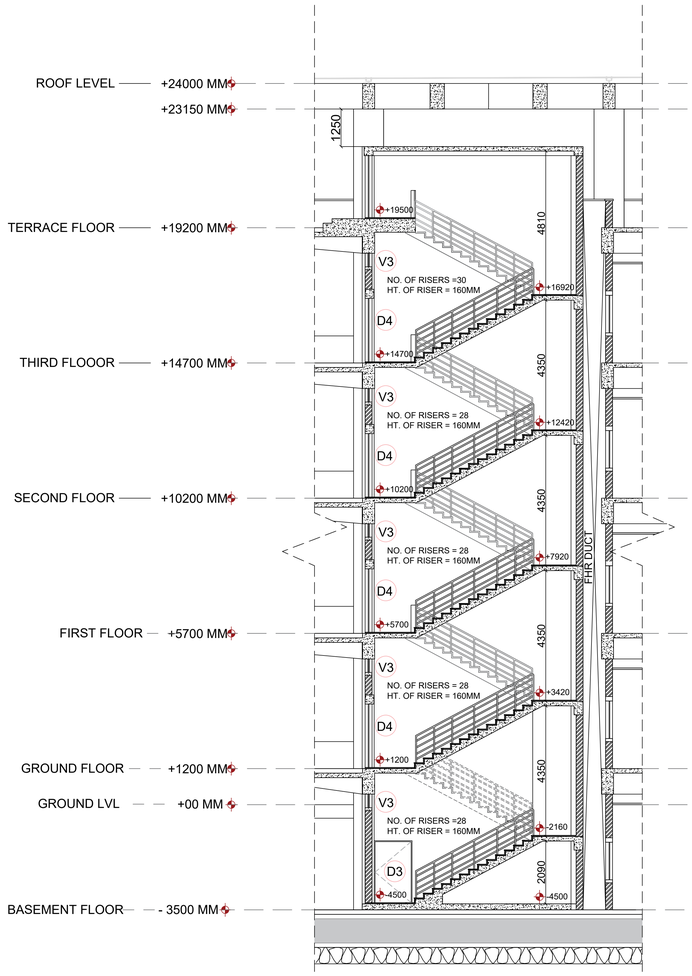

SECTION AA'

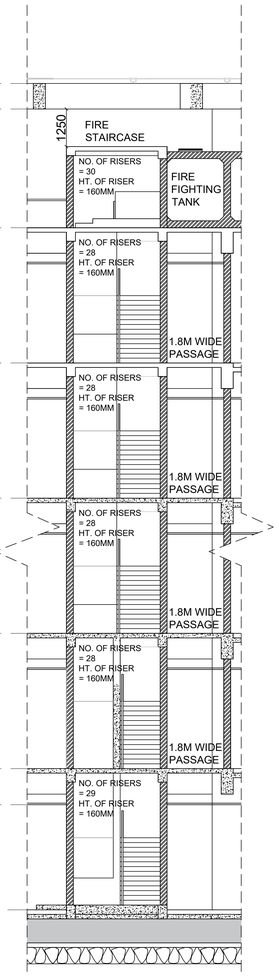

SECTION BB'

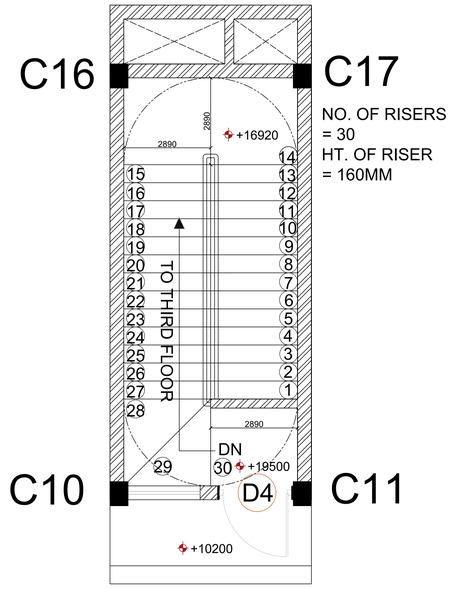

PLAN AT TERRACE LVL

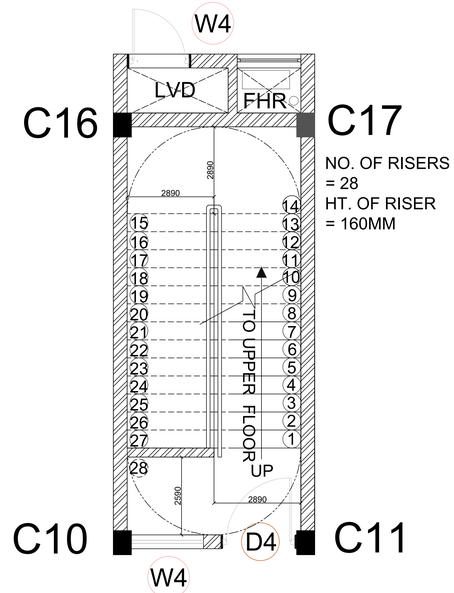

PLAN AT OTHER FLOOR LVL

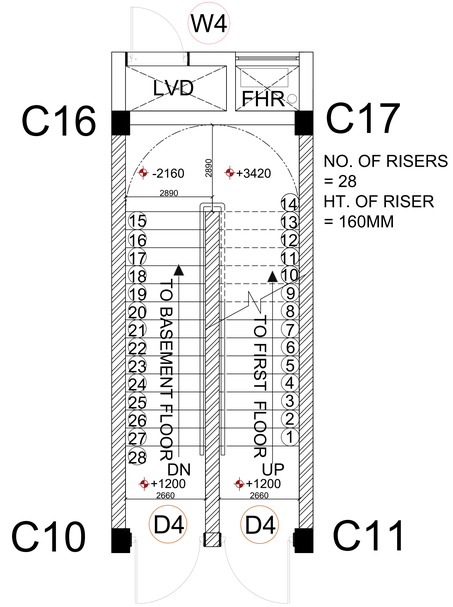

PLAN AT GROUND FLOOR

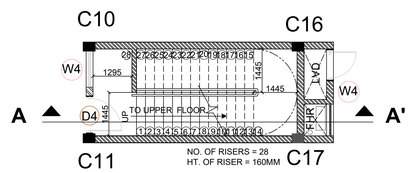

PLAN AT TYPICAL FLOOR LVL

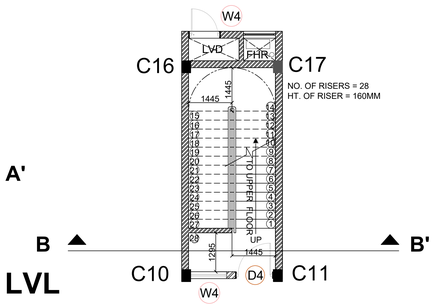

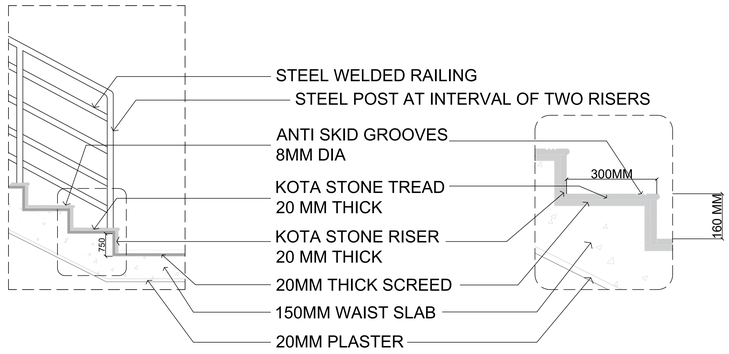

NOTE :
1) ALL DIMENSIONS ARE IN MM.
2) DO NOT SCALE DRAWINGS.
3) FOLLOW WRITTEN DIMENSIONS ONLY.
4) ALL DIMENSIONS ARE FOR UNFINISHED WALLS.
5) EXPOSED CONCRETE FINISH ON EXTERNAL SURFACE
5) ALL BRICK WALLS ARE 230MM THK.
6) DOOR D4 USED FOR FIRE ESCAPE STAIRCASE IS FIRE RATED DOOR FOR 60 MINUTES.
7) FLOOR FINISH FOR STAIRCASE IS ANTI STATIC FINISH TILES.
7) FOR R.C.C DETAILS REFER TO STRUCTURAL ENGINEER'S DRAWINGS.
8) ANY DISCREPANCIES IN DRAWING ARE TO BE BROUGHT TO THE NOTICE OF THE ARCHITECT IN WRITING BEFORE EXECUTION ON SITE.

KEY PLAN

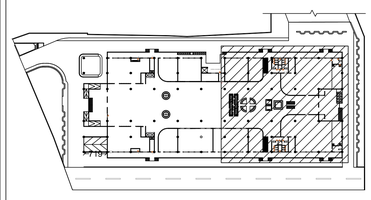

SCHEDULE OF FINISHES

WALL FINISHES :

	DESCRIPTION
WF1	SMOOTH FINISH OFF-WHITE PLASTER WITH WALL CARE PUTTY FINISHED WITH ONE COAT OF PRIMER AND THREE COATS OF EMULSION PAINT.

FLOOR FINISHES :

	DESCRIPTION
F1	3 MM POLISHED GRAY CONCRETE FINISH
F2	ANTI SKID FINISH MOSAIC TILES 300 X 300 LAID OVER 1:3 CEMENT RATIO.

CEILING FINISHES :

	DESCRIPTION
C1	SMOOTH FINISH PLASTER WITH WALL CARE PUTTY FINISHED WITH ONE COAT OF PRIMER, THREE COATS OF EMULSION PAINT.
C2	FALSE CEILING OF ACRYLIC SHEET

DOOR SCHEDULE

TYPE	DESCRIPTION	HEIGHT	WIDTH	NO.S
D1	35MM THK. DOUBLE LEAF FLUSH DOOR WITH TIMBER FRAME.	2150	1600	
D2	25MM THK. SINGLE LEAF FLUSH DOOR WITH METAL FRAME.	2150	960	
D3	35MM THK. SINGLE LEAF FLUSH DOOR WITH METAL FRAME.	2150	1060	
D4	35MM THK. SINGLE LEAF FLUSH DOOR WITH METAL FRAME.	2150	1260	
D5	DOUBLE LEAF SLIDING VINYL GLASS DOOR WITH 12MM THK. TOUGHENED GLASS AND 12MM FIXED GLASS	2150	1060	
R1	COLD STEEL ROLLED ROLLING SHUTTER	3900	2900	

VENTILATOR SCHEDULE

TYPE	DESCRIPTION	HEIGHT	WIDTH	SILL	NO.S
V1	6MM THK. GLASS LOUVERED VENTILATOR	450	2000	300	
V2	6MM THK. GLASS LOUVERED VENTILATOR	450	1610	3200	
V3	6MM THK. GLASS LOUVERED VENTILATOR	450	1200	3200	

WINDOW SCHEDULE

TYPE	DESCRIPTION	HEIGHT	WIDTH	SILL	NO.S
W1	12 MM THK. GLASS 4 TRACK SLIDING ALUMINIUM WINDOW	1250	2100	900	
W2	ALUMINIUM LOUVERS WINDOW	650	600	1500	
W3	8MM THK. FIXED GLASS	2400	2100	100	
W4	16MM THK. 2 TRACK SLIDING GLASS WINDOW	1250	1200	900	

SHEET TITLE : FIRE STAIRCASE DETAIL

NAME - VAIBHAV KADAM

ROLL NUMBER - 1835

T.Y. B. ARCH - (SEM - VI) | WORKING DRAWING

SIR J.J. COLLEGE OF ARCHITECTURE.

PROJECT DETAILS :
PROPOSED CONSTRUCTION OF MALL AT BYCULLA.

DATE : 21/05/2021 | SCALE : 1:100

SIGNATURE AND STAMP

N

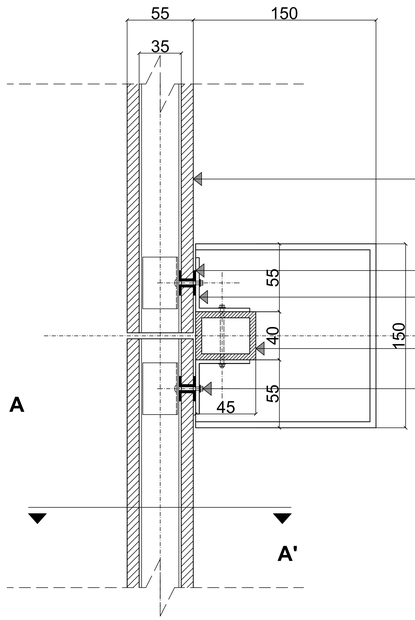

PLAN

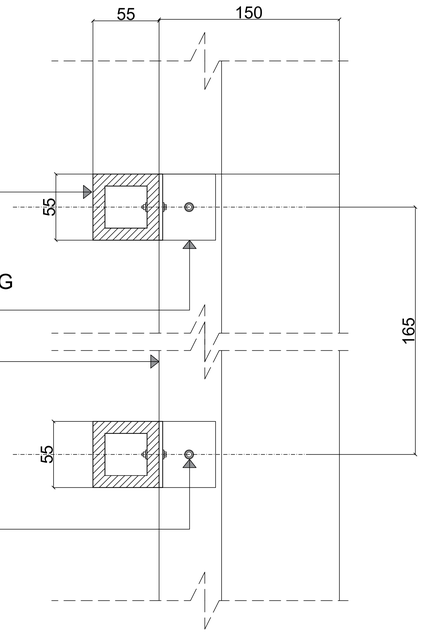

SECTION AA'

DETAIL 1:
TERRACOTTA FIXED LOUVERS/ BAGUETTE

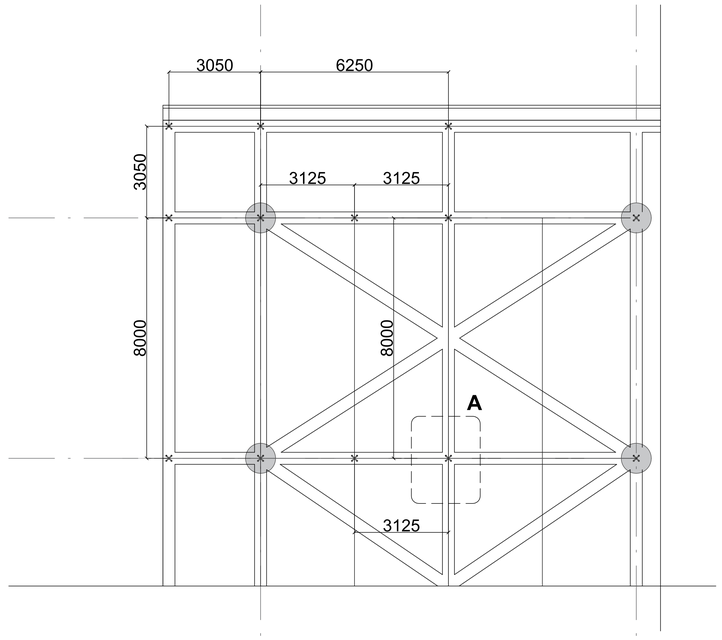

PLAN

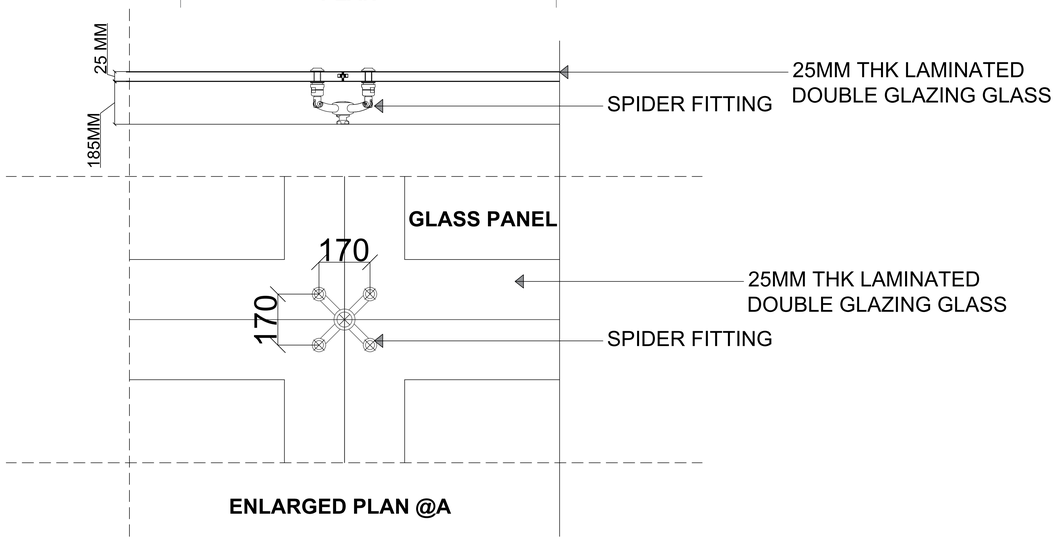

ENLARGED PLAN @A

DETAIL 2:
SPIDER WEB JOINT FOR ROOFING 25MM TOUGHENED GLASS

NOTE :
1) ALL DIMENSIONS ARE IN MM.
2) DO NOT SCALE DRAWINGS.
3) FOLLOW WRITTEN DIMENSIONS ONLY.
4) ALL DIMENSIONS ARE FOR UNFINISHED WALLS.
5) EXPOSED CONCRETE FINISH ON EXTERNAL SURFACE
5) ALL BRICK WALLS ARE 230MM THK.
6) DOOR D4 USED FOR FIRE ESCAPE STAIRCASE IS FIRE RATED DOOR FOR 60 MINUTES.
7) FLOOR FINISH FOR STAIRCASE IS ANTI STATIC FINISH TILES.
7) FOR R.C.C DETAILS REFER TO STRUCTURAL ENGINEER'S DRAWINGS.
8) ANY DISCREPANCIES IN DRAWING ARE TO BE BROUGHT TO THE NOTICE OF THE ARCHITECT IN WRITING BEFORE EXECUTION ON SITE.

KEY PLAN

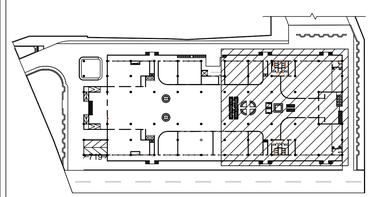

SHEET TITLE : DETAILS

NAME - VAIBHAV KADAM	
ROLL NUMBER - 1835	
T.Y. B. ARCH - (SEM - VI)	WORKING DRAWING
SIR J.J. COLLEGE OF ARCHITECTURE.	
PROJECT DETAILS : PROPOSED CONSTRUCTION OF MALL AT BYCULLA.	
DATE : 21/05/2021	SCALE : 1:100
SIGNATURE AND STAMP	N